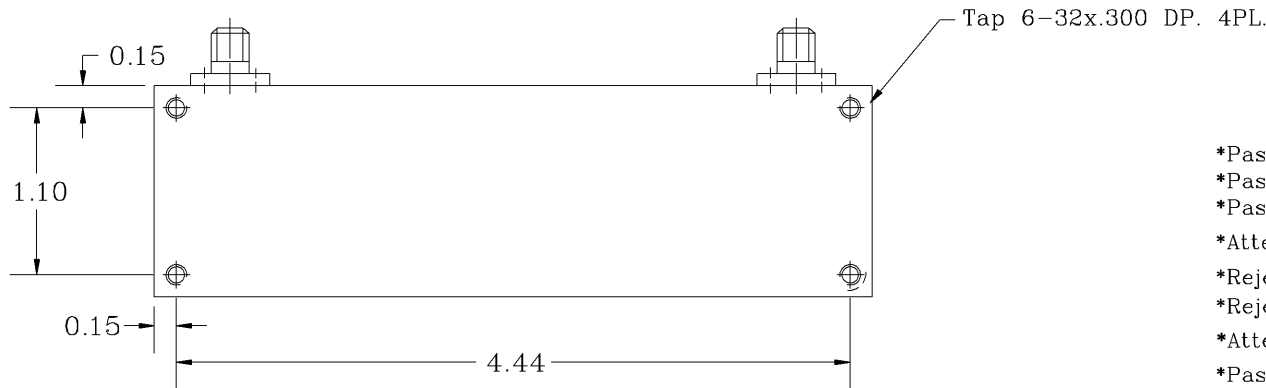
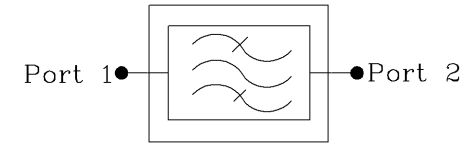
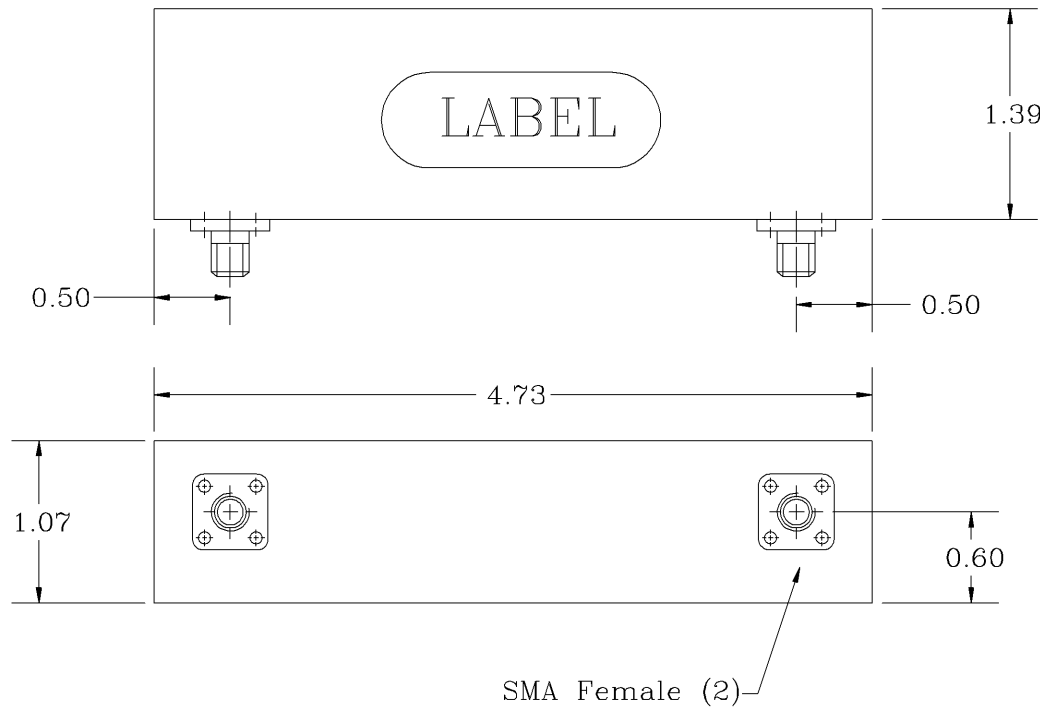


REVISIONS			
REV		DATE	APPROVED



### Electrical Specifications

- \*Pass Band Frequency Range [MHz] : 30 to 90
- \*Pass Band Insertion Loss [dB] : < 0.7
- \*Pass Band Ripple [dB] : < 0.5 P-T-P
- \*Attenuation @ DC to 25 MHz [dB] : 35 (Min.)
- \*Rejection @ 27 MHz [dB] : 20 (Min.)
- \*Rejection @ 29 MHz [dB] : 4.5 (Min.)
- \*Attenuation @ 180 to 700 MHz [dB] : 40 (Min.)
- \*Pass Band Return Loss [dB] : < 1.4:1
- \*Input/Output Impedance : 50 ohm
- \*Input/Output @ DC Ground Potential
- \*RF Power Capability Average : 1 Watt

OPERATING TEMPERATURE RANGE: -20°C TO +85°C

PROPRIETARY DOCUMENT:  
THE CONTENTS OF THIS DOCUMENT WITH ALL INFORMATION AND PROCESSES ARE THE SOLE PROPERTY OF G-Way Microwave. THIS DOCUMENT MAY NOT BE DUPLICATED OR DISCLOSED TO ANY PARTY EXCEPT BY EXPRESSLY WRITTEN PERMISSION. THE ONLY AUTHORIZED USE OF THIS DOCUMENT BY A VENDOR IS FOR QUOTE PURPOSES AND SAID VENDOR AGREES NOT TO DISCLOSE ITS CONTENTS TO ANY THIRD PARTY. THIS DOCUMENT IS COPYRIGHTED 1998.

#### NOTES:

1. BREAK ALL CORNERS & EDGES.005/.010.
2. FINAL FINISH:  
EPOXY GRAY - OPTIONAL

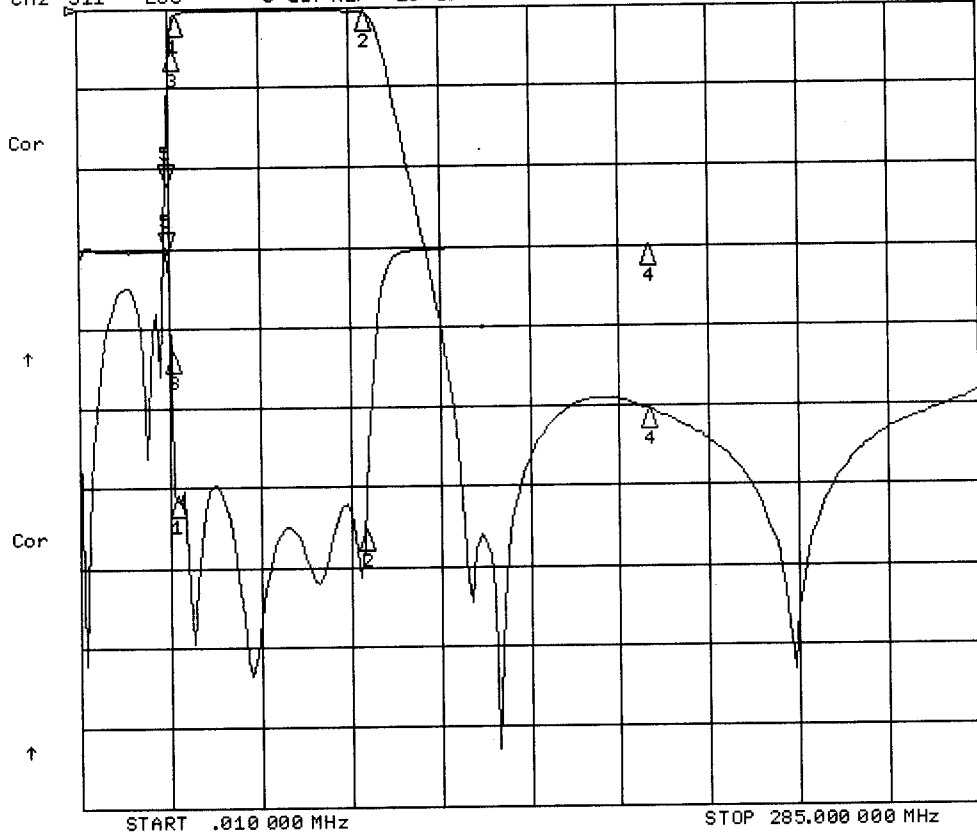
DIMENSIONS ARE IN INCHES TOLERANCES ARE		CONTRACT NO:		<b>G-Way Microwave</b>			
ANGLES	DECIMALS	APPROVALS	DATE				
± 1°	X ± .05 XX ± .01 XXX ± .003	DRAWN Sivak	01/08	LB60/600K-A-1		REV.	
TREATMENT		CHECKED		SIZE	CAGE CODE	DWG NO:	
FINISH 63/		ENG.		A	3K1H4	LB60/600K-A-1	A
MATERIAL AL6061-T6		DESIGN ACTIVITY		SCALE	None		SHEET 1 OF 1

LB60/60 OK-A

16 Jan 2008 11:32:26

CH1 S21 LOG 10 dB/REF 0 dB  
CH2 S11 LOG 5 dB/REF -15 dB

5:-22.070 dB 27.000 000 MHz  
5:-.34740 dB



CH1 Markers

1:-.97990 dB  
30.0000 MHz  
2:-.58590 dB  
90.0000 MHz  
3:-5.1731 dB  
29.0000 MHz

4:-50.496 dB  
180.000 MHz

CH2 Markers

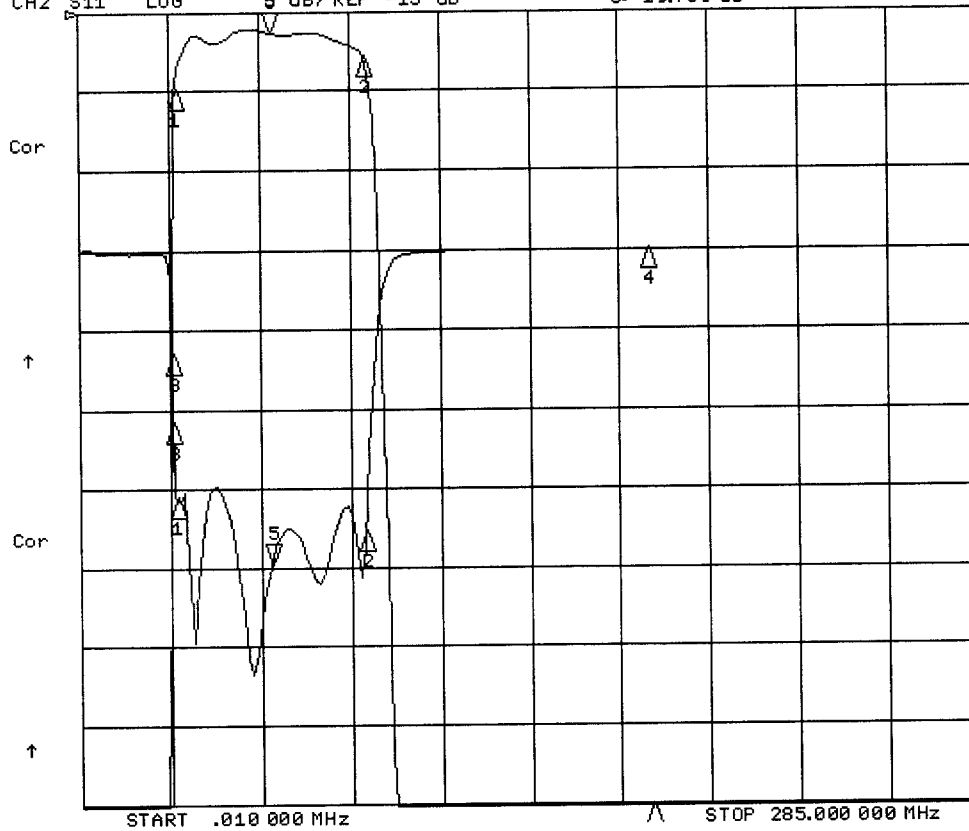
1:-15.522 dB  
30.0000 MHz  
2:-17.683 dB  
90.0000 MHz  
3:-6.5331 dB  
29.0000 MHz

4:-.06460 dB  
180.000 MHz

16 Jan 2008 11:32:36

CH1 S21 LOG 1 dB/REF 0 dB  
CH2 S11 LOG 5 dB/REF -15 dB

5:-.26900 dB 60.000 000 MHz  
5:-19.780 dB



CH1 Markers

1:-.99090 dB  
30.0000 MHz  
2:-.58580 dB  
90.0000 MHz  
3:-5.1795 dB  
29.0000 MHz

4:-50.446 dB  
180.000 MHz

CH2 Markers

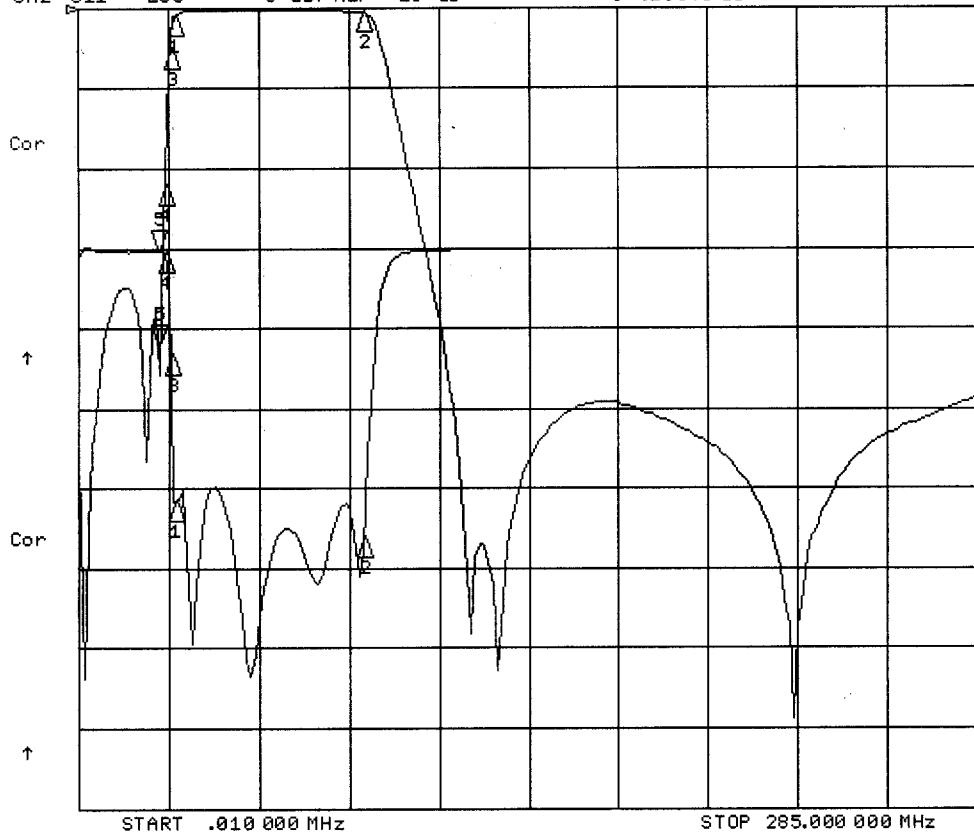
1:-15.522 dB  
30.0000 MHz  
2:-17.685 dB  
90.0000 MHz  
3:-6.5425 dB  
29.0000 MHz

4:-.06570 dB  
180.000 MHz

16 Jan 2008 11:19:01

CH1 S21 LOG 10 dB/REF 0 dB  
CH2 S11 LOG 5 dB/REF -15 dB

S:-42.234 dB 25.000 000 MHz  
S:-1.8840 dB



CH1 Markers

- 1:-9.7290 dB  
30.0000 MHz
- 2:-5.7980 dB  
90.0000 MHz
- 3:-5.1465 dB  
29.0000 MHz
- 4:-22.039 dB  
27.0000 MHz

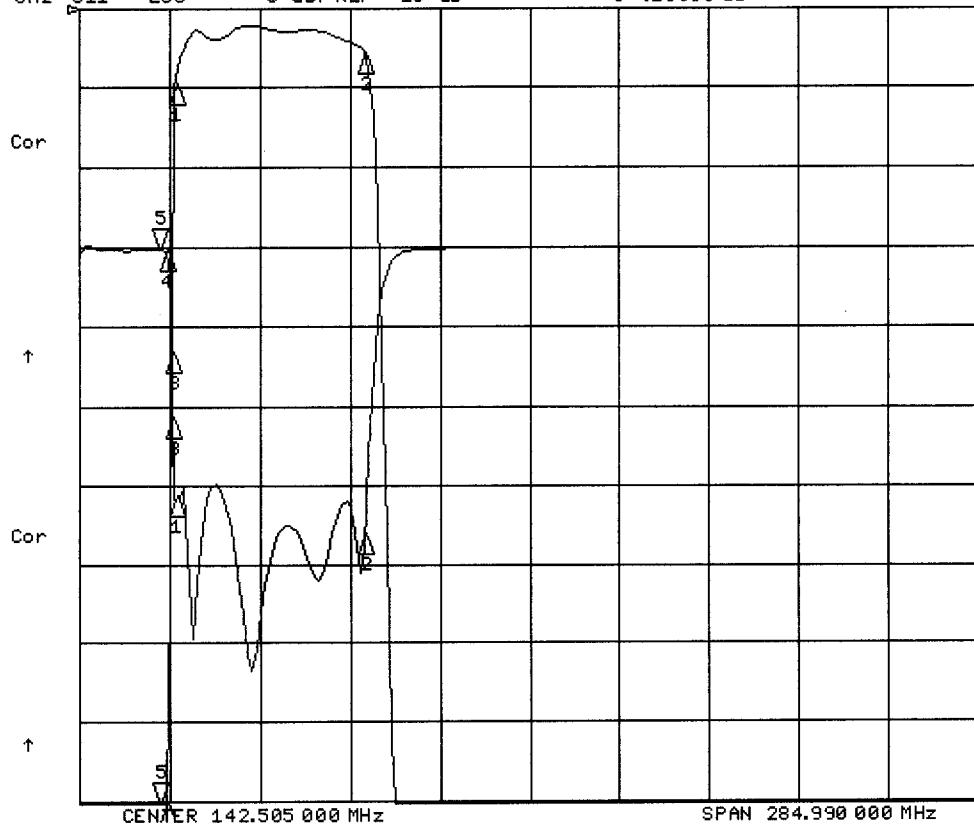
CH2 Markers

- 1:-15.756 dB  
30.0000 MHz
- 2:-18.068 dB  
90.0000 MHz
- 3:-6.6312 dB  
29.0000 MHz
- 4:-3.4850 dB  
27.0000 MHz

16 Jan 2008 11:19:08

CH1 S21 LOG 1 dB/REF 0 dB  
CH2 S11 LOG 5 dB/REF -15 dB

S:-42.167 dB 25.000 000 MHz  
S:-1.8800 dB



CH1 Markers

- 1:-9.7400 dB  
30.0000 MHz
- 2:-5.7900 dB  
90.0000 MHz
- 3:-5.1461 dB  
29.0000 MHz
- 4:-22.030 dB  
27.0000 MHz

CH2 Markers

- 1:-15.744 dB  
30.0000 MHz
- 2:-18.061 dB  
90.0000 MHz
- 3:-6.6254 dB  
29.0000 MHz
- 4:-3.4560 dB  
27.0000 MHz