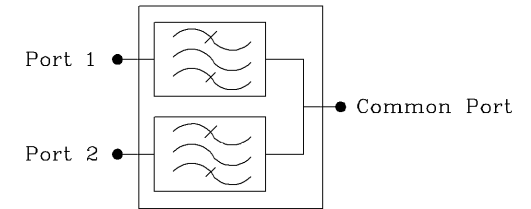
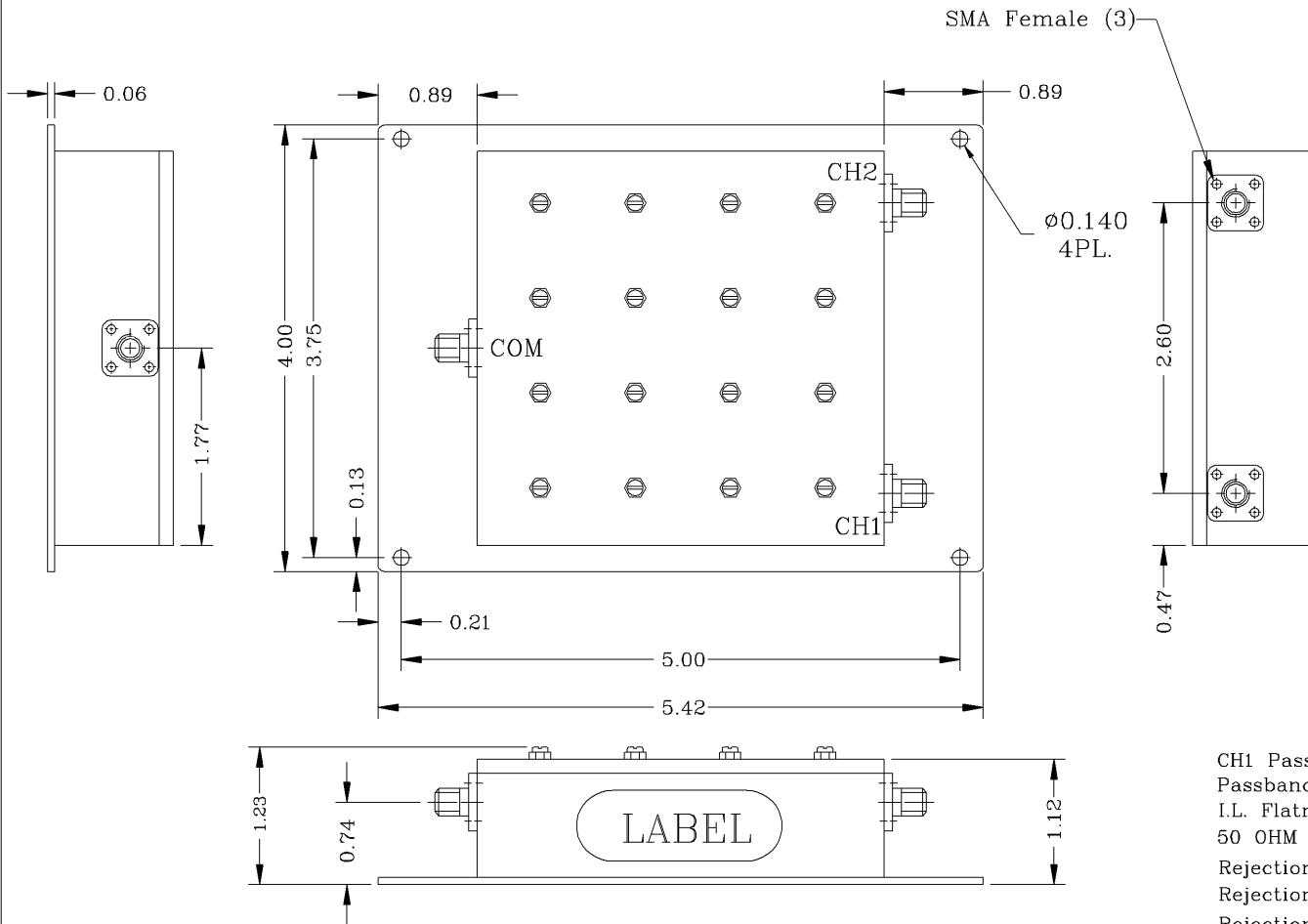


REVISIONS			
REV		DATE	APPROVED



ELECTRICAL SPECIFICATIONS:

CH1 Passband Frequency [MHz] : 3450-3503
 Passband Insertion Loss [dB] : <1.0 dB, 0.9 (Typ.)
 I.L. Flatness over Passband [dB] : 0.5 Nominal
 50 OHM VSWR over the Passband : < 1.45:1
 Rejection @ DC to 3000 MHz [dBc] : 50 (Min.)
 Rejection over 3550 to 3603 MHz [dBc] : 70 (Min.)
 Rejection over 4000 to 7200 MHz [dBc] : 50 (Min.)

CH2 Passband Frequency [MHz] : 3550-3603
 Passband Insertion Loss [dB] : <1.0 dB, 0.9 (Typ.)
 I.L. Flatness over Passband [dB] : 0.5 Nominal
 50 OHM VSWR over the Passband : < 1.45:1
 Rejection @ DC to 3000 MHz [dBc] : 50 (Min.)
 Rejection over 3450 to 3503 MHz [dBc] : 70 (Min.)
 Rejection over 4000 to 7200 MHz [dBc] : 50 (Min.)

Isolation between filters [dB] : 70 (Min.)
 Group Delay variation between channels [nSec] : 20 (Max.)
 RF Power Capability CW 2 Watt

OPERATING TEMPERATURE RANGE: -20°C TO +70°C

Sod # X102906-4

NOTES:

- BREAK ALL CORNERS & EDGES.005/.010.
- FINAL FINISH:
EPOXY GRAY - OPTIONAL
Mounting Plate Finish:
Chemfilm per Mil-C-5541 Class 3

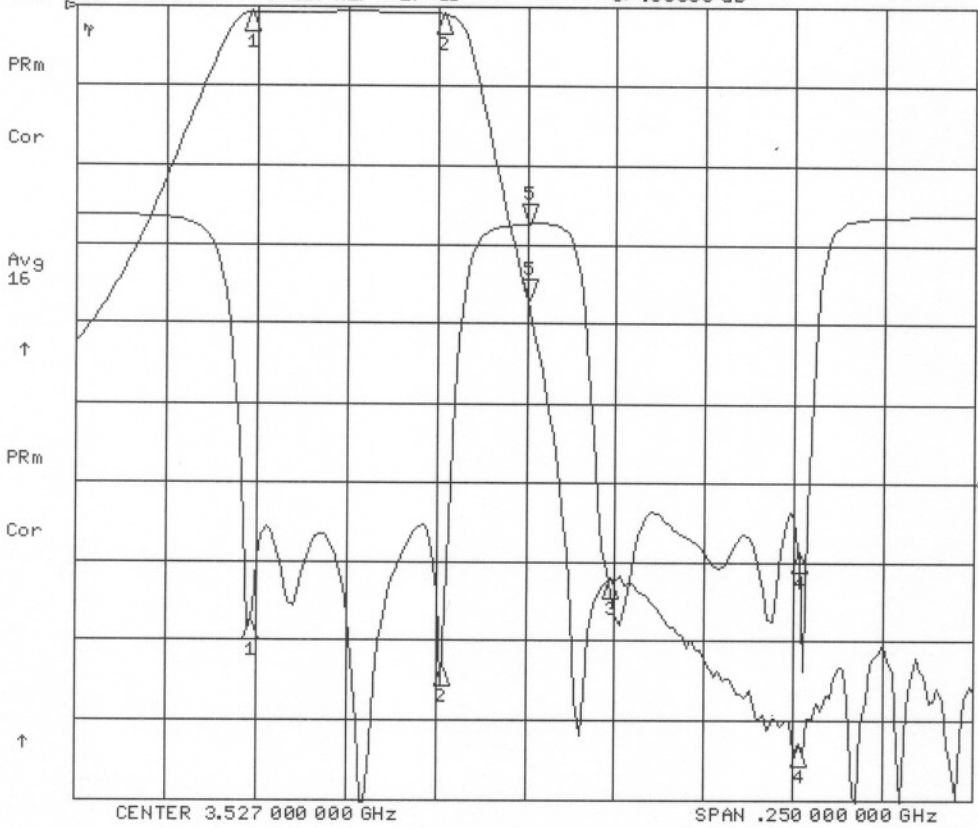
PROPRIETARY DOCUMENT:
 THE CONTENTS OF THIS DOCUMENT WITH ALL INFORMATION AND PROCESSES ARE THE SOLE PROPERTY OF G-Way Microwave. THIS DOCUMENT MAY NOT BE DUPLICATED OR DISCLOSED TO ANY PARTY EXCEPT BY EXPRESSLY WRITTEN PERMISSION. THE ONLY AUTHORIZED USE OF THIS DOCUMENT BY A VENDOR IS FOR QUOTE PURPOSES AND SAID VENDOR AGREES NOT TO DISCLOSE ITS CONTENTS TO ANY THIRD PARTY. THIS DOCUMENT IS COPYRIGHTED 1998.

DIMENSIONS ARE IN INCHES		CONTRACT NO:		G-Way Microwave	
TOLEANCES ARE ANGLES	DECIMALS	APPROVALS	DATE		
± 1°	X ± .05 XX ± .01 XXX ± .003			DRAWN Sivak	05/04
TREATMENT	CHECKED			Diplexer 3527 MHz CD3527/53SK-C1	
FINISH 63/	ENG.			SIZE A	CAGE CODE 3K1H4
MATERIAL AL6061-T6	DESIGN ACTIVITY			DWG NO: CD3527/53SK-C1-1	REV. D
				SCALE None	SHEET 1 OF 1

CD3527/53SK-C1-Rev. D

16 Jun 2006 13:08:05

CH1 S21 LOG 10 dB/REF 0 dB 5: -37.190 dB 3.527 000 000 GHz
CH2 S11 LOG 5 dB/REF -17 dB 5: -.68300 dB



CH1 Markers

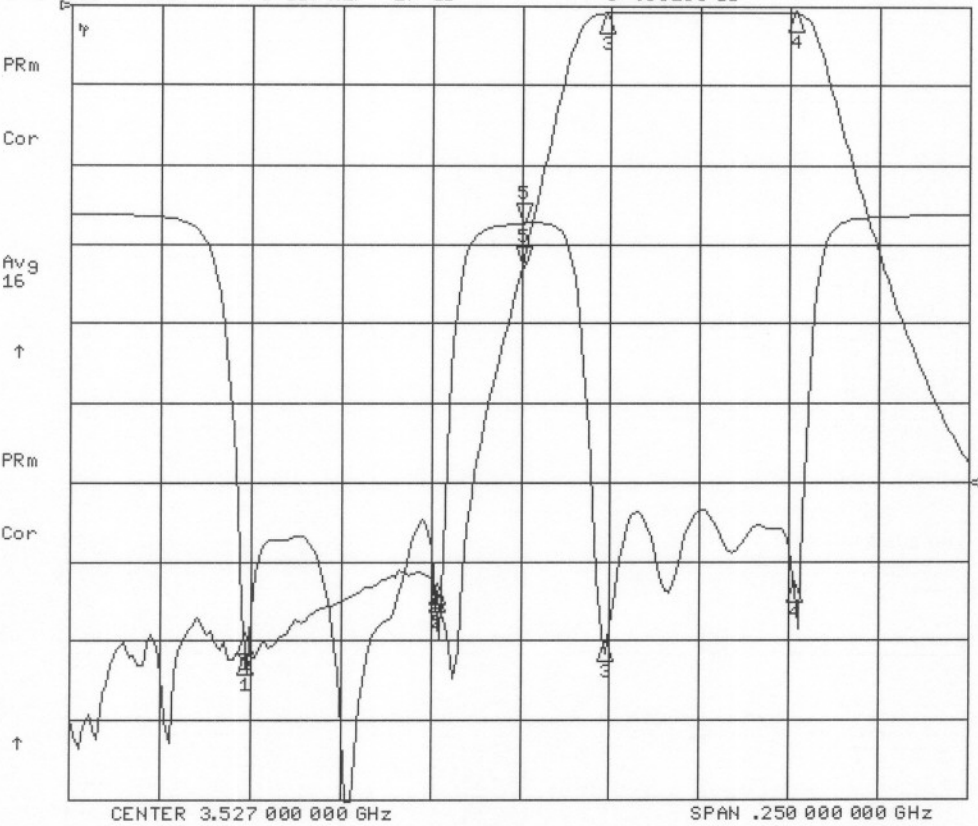
- 1: -74.600 dB
3.45000 GHz
- 2: -90.000 dB
3.50300 GHz
- 3: -72.340 dB
3.55000 GHz
- 4: -93.482 dB
3.60300 GHz

CH2 Markers

- 1: -25.780 dB
3.45000 GHz
- 2: -28.636 dB
3.50300 GHz
- 3: -23.125 dB
3.55000 GHz
- 4: -21.391 dB
3.60300 GHz

16 Jun 2006 13:09:23

CH1 S21 LOG 10 dB/REF 0 dB 5: -32.985 dB 3.527 000 000 GHz
CH2 S11 LOG 5 dB/REF -17 dB 5: -.69100 dB



CH1 Markers

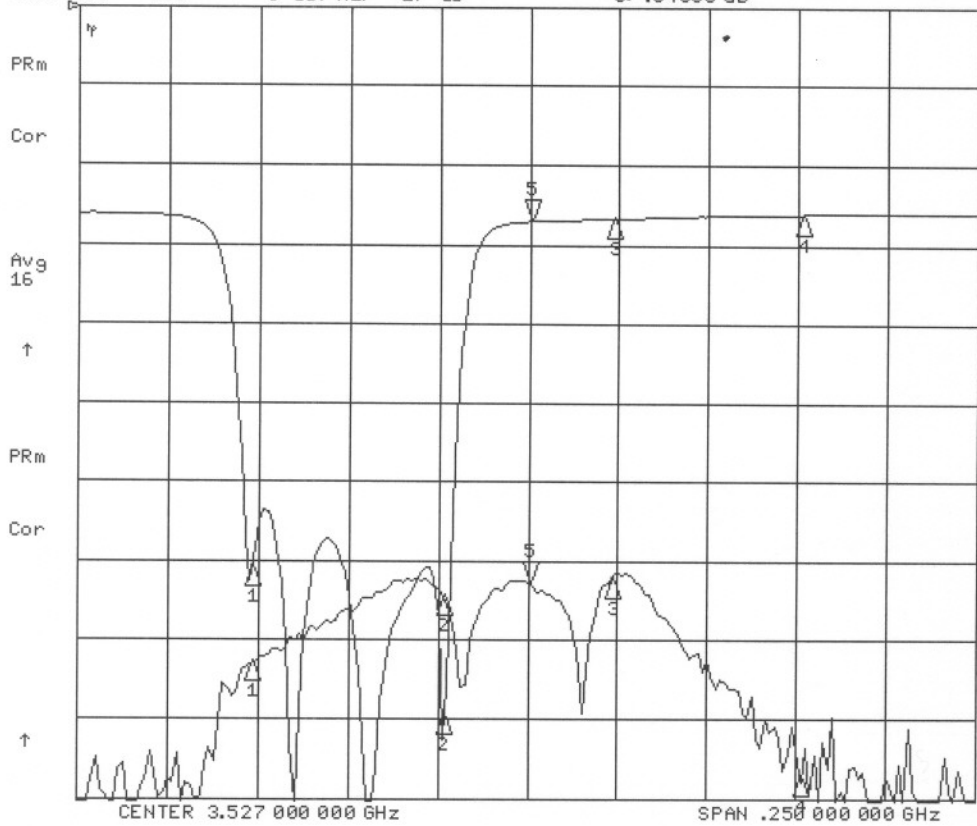
- 1: -81.927 dB
3.45000 GHz
- 2: -73.012 dB
3.50300 GHz
- 3: -91.800 dB
3.55000 GHz
- 4: -87.100 dB
3.60300 GHz

CH2 Markers

- 1: -26.633 dB
3.45000 GHz
- 2: -23.934 dB
3.50300 GHz
- 3: -27.056 dB
3.55000 GHz
- 4: -23.338 dB
3.60300 GHz

16 Jun 2006 13:06:20

CH1 S21 LOG 10 dB/REF 0 dB 5:-72.757 dB 3.527 000 000 GHz
CH2 S11 LOG 5 dB/REF -17 dB 5:-.54000 dB



CH1 Markers

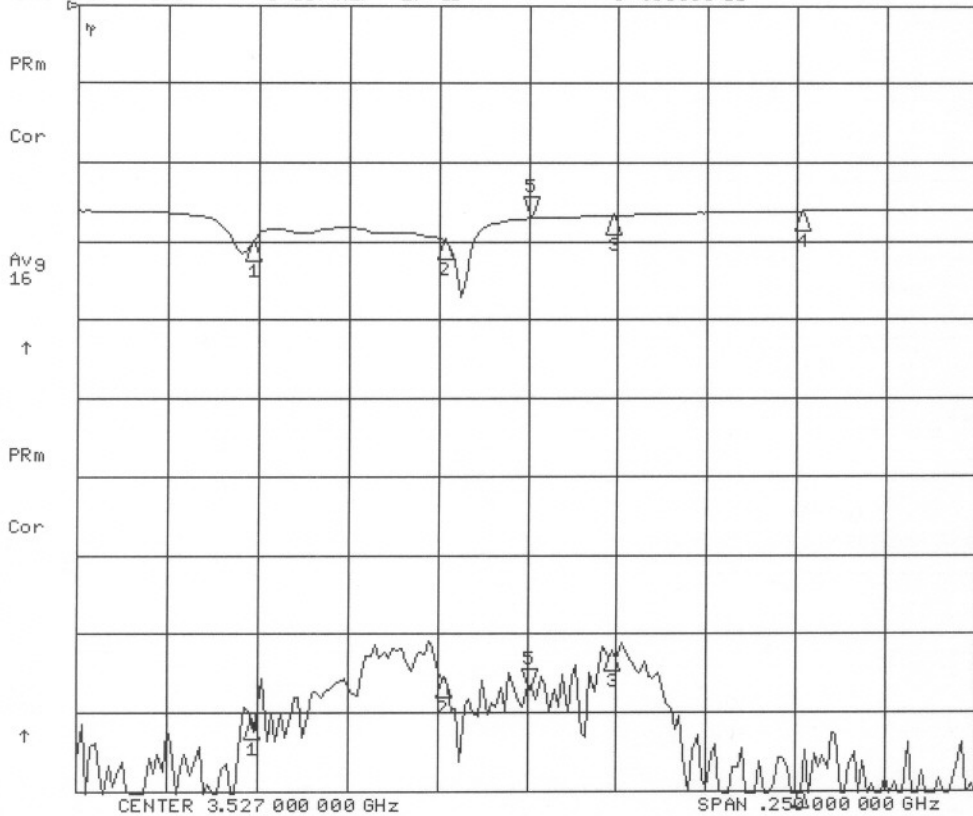
- 1:-82.902 dB
3.45000 GHz
- 2:-74.276 dB
3.50300 GHz
- 3:-72.279 dB
3.55000 GHz
- 4:-97.129 dB
3.60300 GHz

CH2 Markers

- 1:-22.432 dB
3.45000 GHz
- 2:-31.724 dB
3.50300 GHz
- 3:-36.700 dB
3.55000 GHz
- 4:-07.700 dB
3.60300 GHz

16 Jun 2006 13:06:32

CH1 S21 LOG 10 dB/REF 0 dB 5:-87.049 dB 3.527 000 000 GHz
CH2 S11 LOG 5 dB/REF -17 dB 5:-.53600 dB



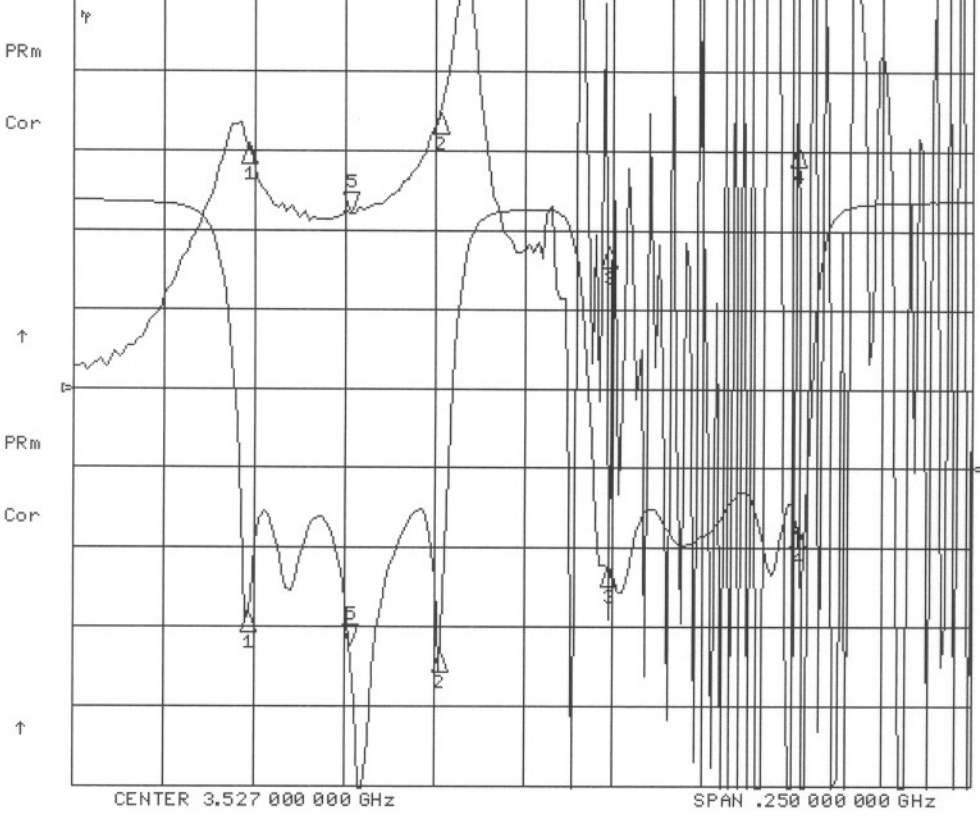
CH1 Markers

- 1:-90.910 dB
3.45000 GHz
- 2:-85.743 dB
3.50300 GHz
- 3:-82.285 dB
3.55000 GHz
- 4:-100.59 dB
3.60300 GHz

CH2 Markers

- 1:-2.0940 dB
3.45000 GHz
- 2:-1.8740 dB
3.50300 GHz
- 3:-36.300 dB
3.55000 GHz
- 4:-07.200 dB
3.60300 GHz

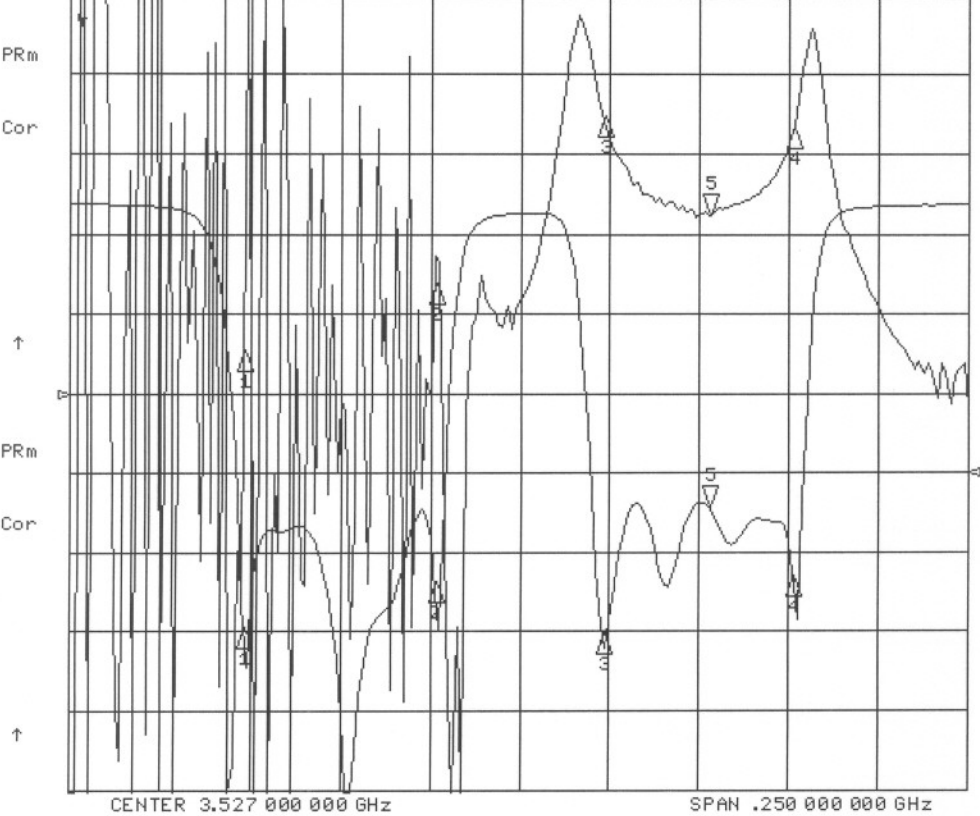
16 Jun 2006 13:10:23
 CH1 S21 DEL 10 ns/REF 0 s 5: 22.173 ns 3.478 325 002 GHz
 CH2 S11 LOG 5 dB/REF -17 dB 5: -28.164 dB



CH1 Markers
 1: 30.682 ns
 3.45000 GHz
 2: 34.472 ns
 3.50300 GHz
 3: 17.684 ns
 3.55000 GHz
 4: 31.707 ns
 3.60300 GHz

CH2 Markers
 1: -26.110 dB
 3.45000 GHz
 2: -28.589 dB
 3.50300 GHz
 3: -23.182 dB
 3.55000 GHz
 4: -20.760 dB
 3.60300 GHz

16 Jun 2006 13:10:50
 CH1 S21 DEL 10 ns/REF 0 s 5: 22.416 ns 3.579 325 003 GHz
 CH2 S11 LOG 5 dB/REF -17 dB 5: -19.137 dB



CH1 Markers
 1: 12.089 ns
 3.45000 GHz
 2: 13.619 ns
 3.50300 GHz
 3: 34.466 ns
 3.55000 GHz
 4: 33.148 ns
 3.60300 GHz

CH2 Markers
 1: -26.806 dB
 3.45000 GHz
 2: -23.939 dB
 3.50300 GHz
 3: -27.232 dB
 3.55000 GHz
 4: -23.530 dB
 3.60300 GHz