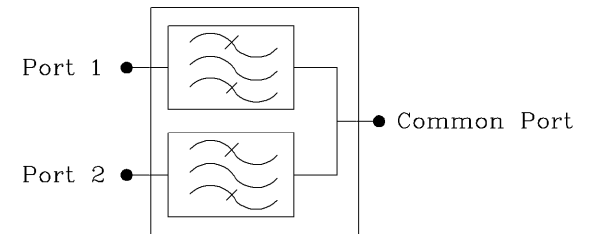
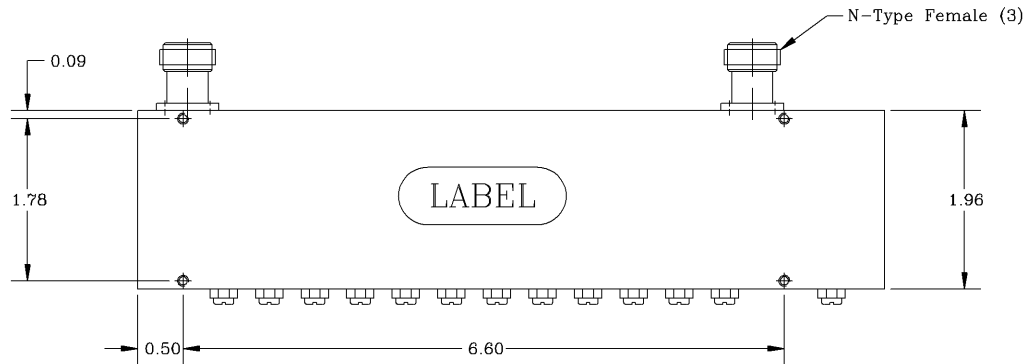
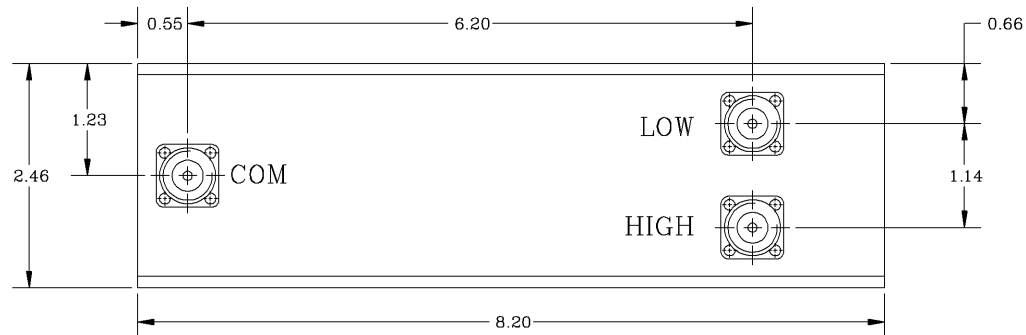
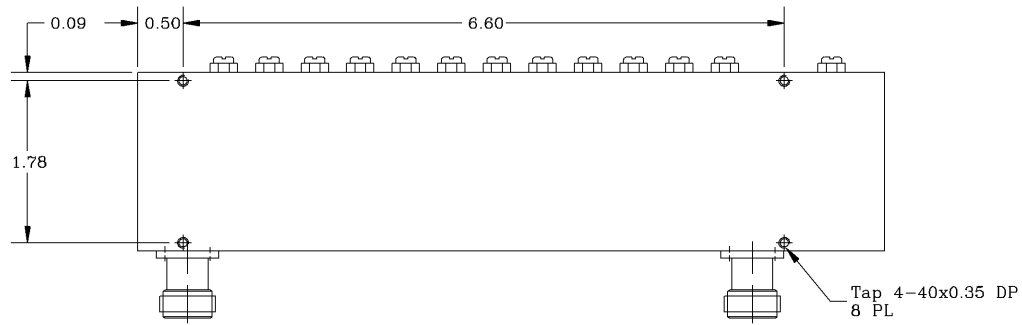


REVISIONS			
REV		DATE	APPROVED



Electrical Specifications

- *Low Passband Frequency Range [MHz] : 1870-1885
- *High Passband Frequency Range [MHz] : 1950-1965
- *Pass Band Insertion Loss [dB] : 0.5 (Typ.)
- *Pass Band Ripple [dB] : < 0.5 P-T-P
- *Low Attenuation 1950 to 1965 MHz [dB] : 90 (Min.), 95 (Typ.)
- *High Attenuation 1870 to 1885 MHz [dB] : 70 (Min.), 75 (Typ.)
- *Isolation between bands [dB] : 70 (Min.), 75 (Typ.)
- *Pass Band Return Loss [dB] : -18 (Max.), <1.28:1
- *Input/Output Impedance : 50 ohm
- *RF Power Capability CW : 100 Watts
- *Input/Output @ DC Ground Potential

OPERATING TEMPERATURE RANGE: -20°C TO +60°C

PROPRIETARY DOCUMENT:
THE CONTENTS OF THIS DOCUMENT WITH ALL INFORMATION AND PROCESSES ARE THE SOLE PROPERTY OF G-Way Microwave. THIS DOCUMENT MAY NOT BE DUPLICATED OR DISCLOSED TO ANY PARTY EXCEPT BY EXPRESSLY WRITTEN PERMISSION.
THE ONLY AUTHORIZED USE OF THIS DOCUMENT BY A VENDOR IS FOR QUOTE PURPOSES AND SAID VENDOR AGREES NOT TO DISCLOSE ITS CONTENTS TO ANY THIRD PARTY. THIS DOCUMENT IS COPYRIGHTED 1998.

NOTES:

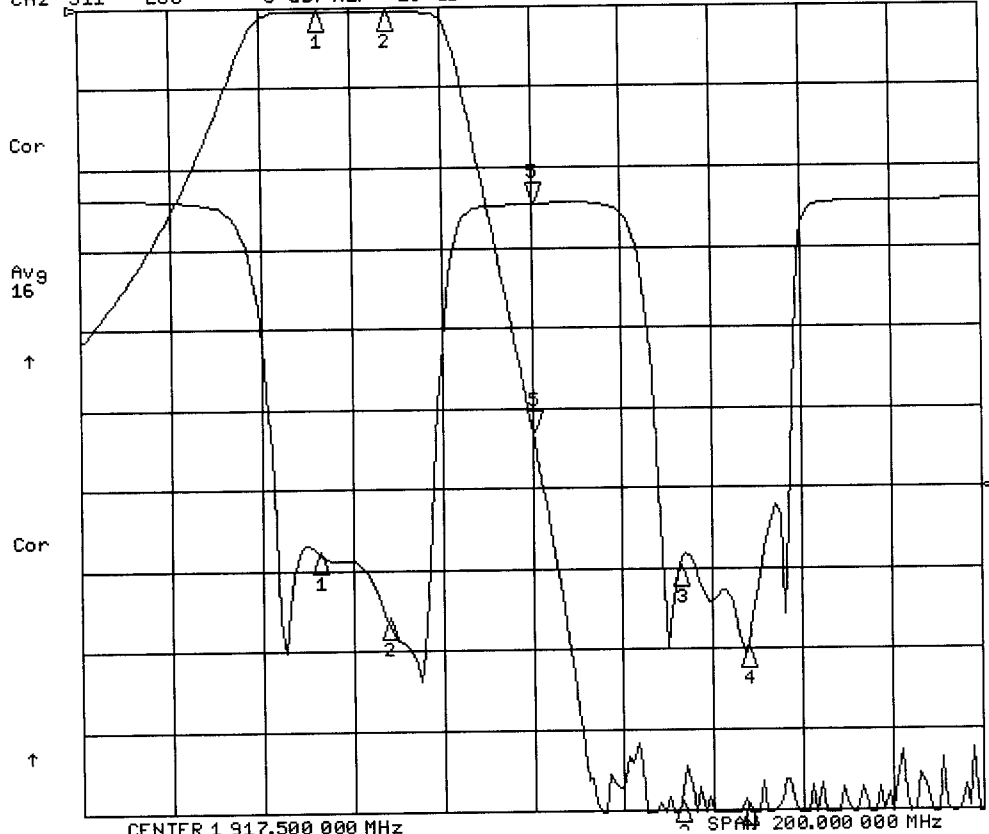
1. BREAK ALL CORNERS & EDGES.005/.010.
2. FINAL FINISH:
EPOXY GRAY - OPTIONAL

DIMENSIONS ARE IN INCHES TOLERANCES ARE		CONTRACT NO:		G-Way Microwave			
ANGLES	DECIMALS	APPROVALS	DATE				
± 1°	X ± .05 XX ± .01 XXX ± .003	DRAWN Segal	03/11	PCS"B" Diplexer/Combiner		CD1917.5/15HK-M	
TREATMENT	CHECKED	ENG.		SIZE	CAGE CODE	DWG NO:	REV.
FINISH 63/	ENG.	DESIGN ACTIVITY		A	3K1H4	CD1917.5/15HK-M-1	0
MATERIAL				SCALE	None		SHEET 1 OF 1

CD 917.5/15HK-M

17 Mar 2011 15:55:16

CH1 S21 LOG 10 dB/REF 0 dB 5:-52.986 dB 1 917.500 000 MHz
 CH2 S11 LOG 5 dB/REF -18 dB 5:-26730 dB



CH1 Markers

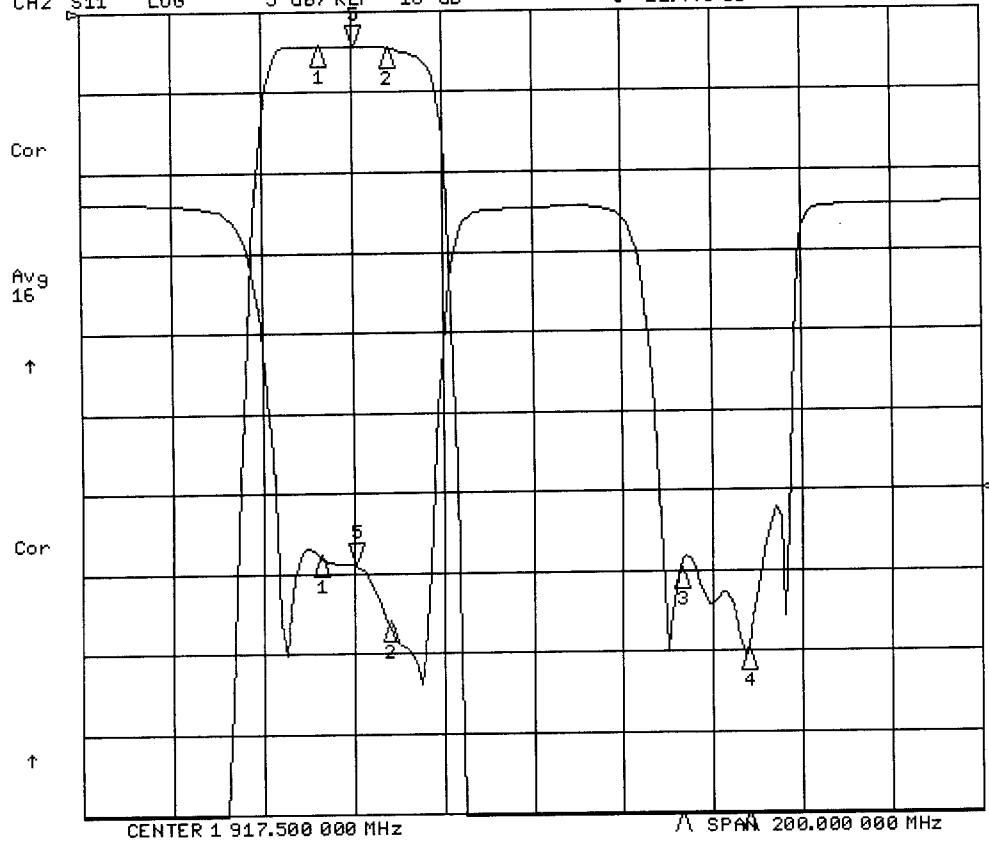
- 1:-43260 dB
1.87000 GHz
- 2:-45440 dB
1.88500 GHz
- 3:-102.30 dB
1.95000 GHz
- 4:-100.39 dB
1.96500 GHz

CH2 Markers

- 1:-21.922 dB
1.87000 GHz
- 2:-26.071 dB
1.88500 GHz
- 3:-22.860 dB
1.95000 GHz
- 4:-27.979 dB
1.96500 GHz

17 Mar 2011 15:55:28

CH1 S21 LOG 1 dB/REF 0 dB 5:-43330 dB 1 877.500 000 MHz
 CH2 S11 LOG 5 dB/REF -18 dB 5:-22.448 dB



CH1 Markers

- 1:-43320 dB
1.87000 GHz
- 2:-45350 dB
1.88500 GHz
- 3:-102.30 dB
1.95000 GHz
- 4:-99.522 dB
1.96500 GHz

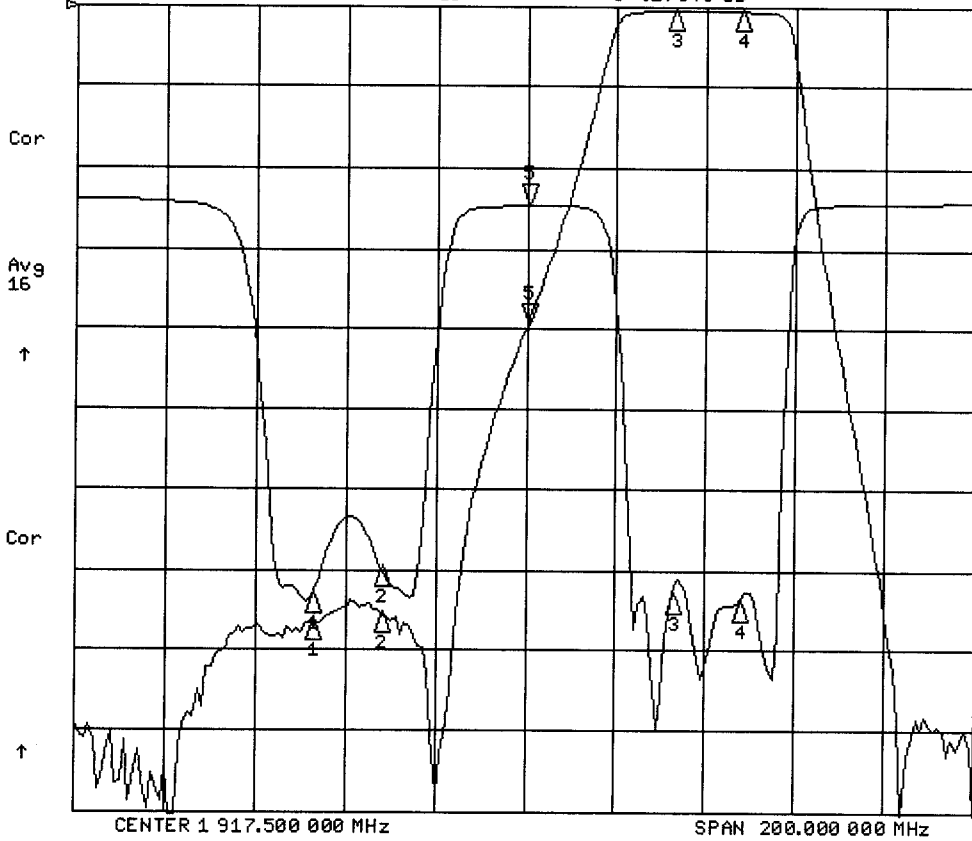
CH2 Markers

- 1:-21.915 dB
1.87000 GHz
- 2:-26.074 dB
1.88500 GHz
- 3:-22.866 dB
1.95000 GHz
- 4:-27.981 dB
1.96500 GHz

17 Mar 2011 16:05:53

CH1 S21 LOG 10 dB/REF 0 dB
CH2 S11 LOG 5 dB/REF -18 dB

5: -39.468 dB 1 917.500 000 MHz
5: -27.340 dB



CH1 Markers

- 1: -76.303 dB
1.87000 GHz
- 2: -75.334 dB
1.88500 GHz
- 3: -53.490 dB
1.95000 GHz
- 4: -54.530 dB
1.96500 GHz

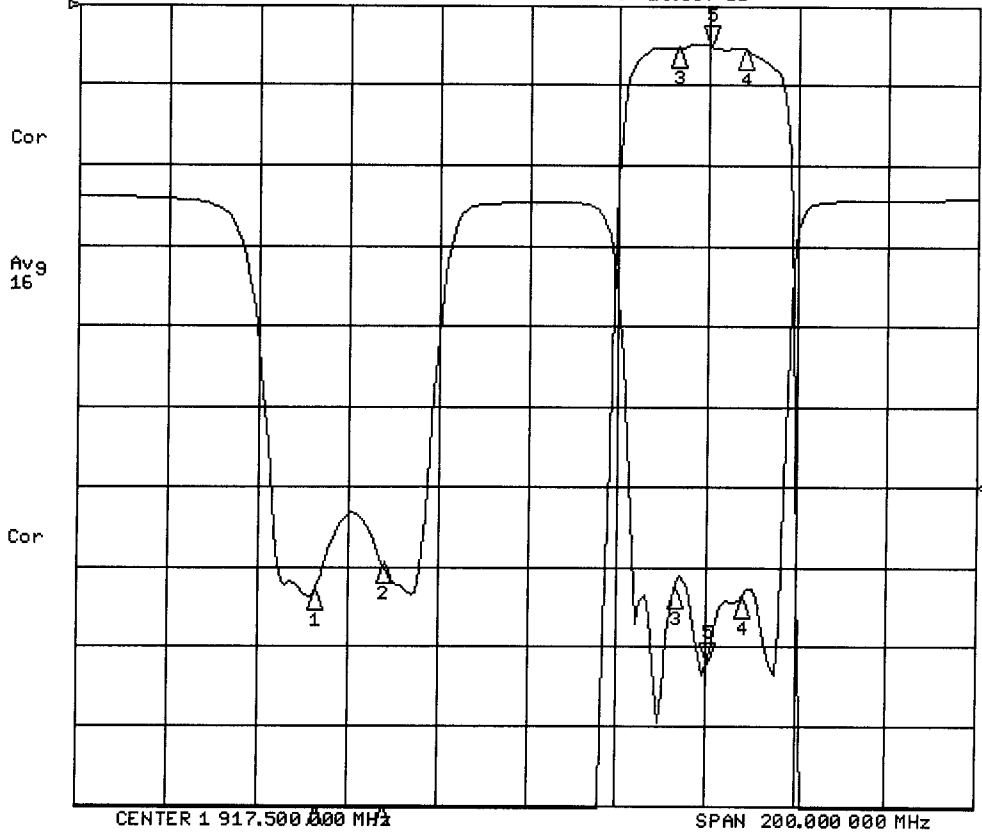
CH2 Markers

- 1: -24.504 dB
1.87000 GHz
- 2: -22.784 dB
1.88500 GHz
- 3: -24.429 dB
1.95000 GHz
- 4: -24.890 dB
1.96500 GHz

17 Mar 2011 16:06:07

CH1 S21 LOG 1 dB/REF 0 dB
CH2 S11 LOG 5 dB/REF -18 dB

5: -50.650 dB 1 957.500 000 MHz
5: -29.067 dB



CH1 Markers

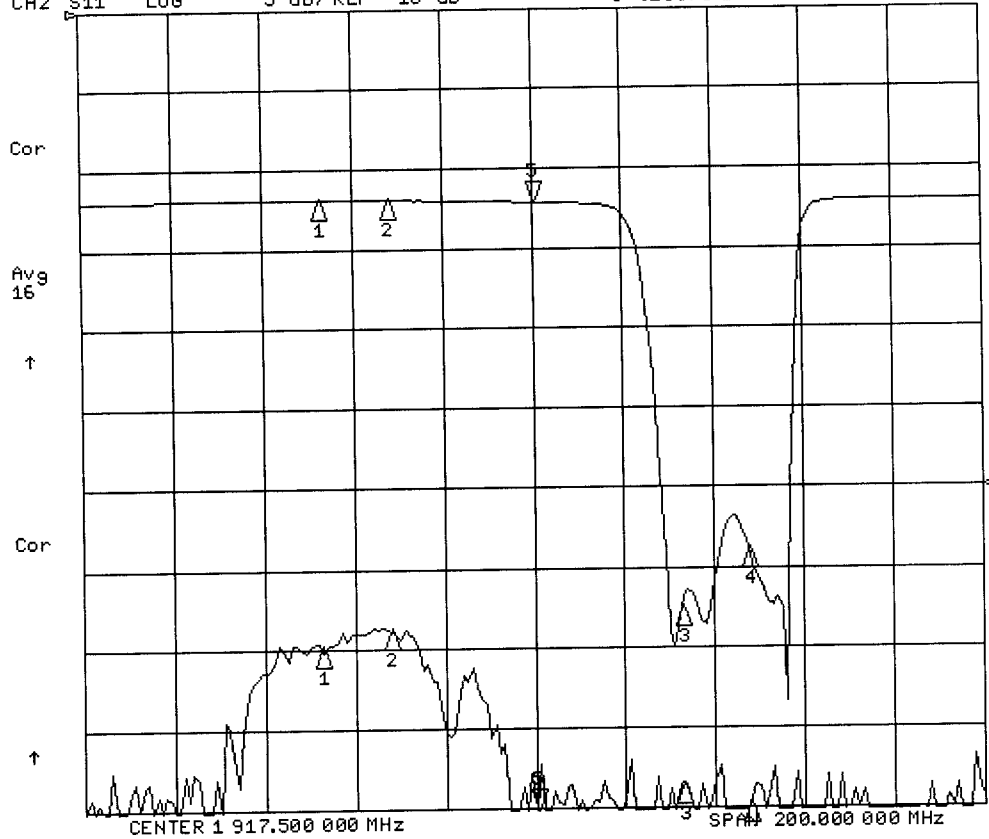
- 1: -76.591 dB
1.87000 GHz
- 2: -74.971 dB
1.88500 GHz
- 3: -53.560 dB
1.95000 GHz
- 4: -54.700 dB
1.96500 GHz

CH2 Markers

- 1: -24.495 dB
1.87000 GHz
- 2: -22.792 dB
1.88500 GHz
- 3: -24.403 dB
1.95000 GHz
- 4: -24.915 dB
1.96500 GHz

17 Mar 2011 15:56:28

CH1 S21 LOG 10 dB/REF 0 dB 5:-106.38 dB 1 917.500 000 MHz
CH2 S11 LOG 5 dB/REF -18 dB 5:-.13970 dB



CH1 Markers

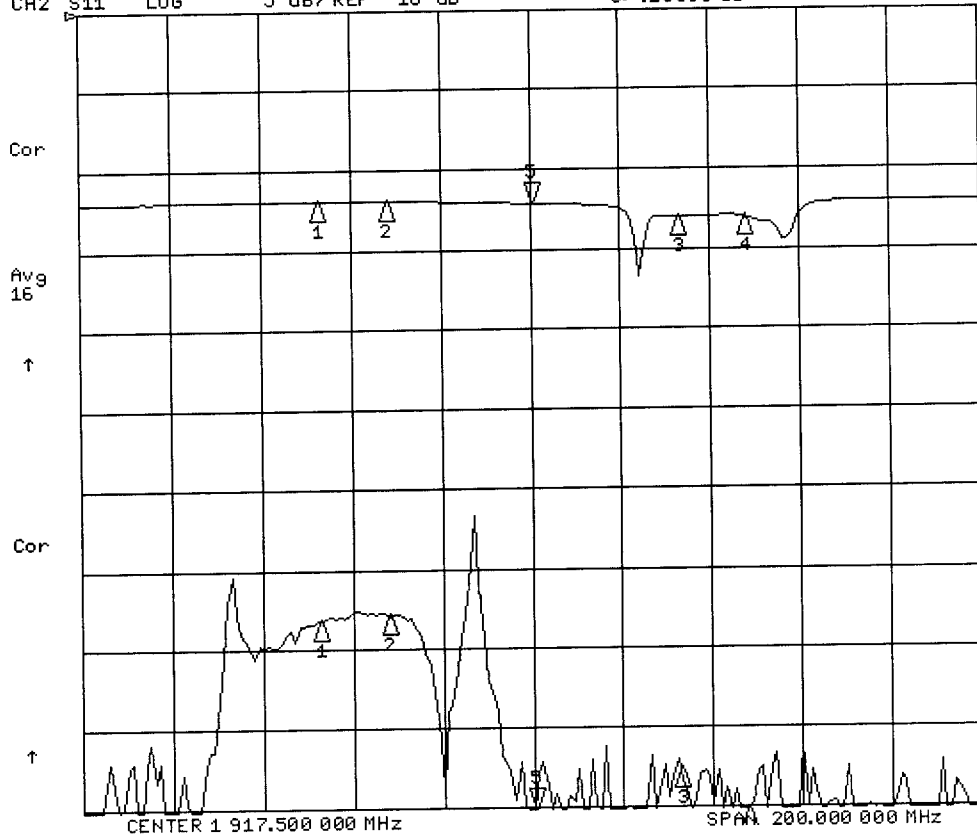
- 1:-79.699 dB
1.87000 GHz
- 2:-77.537 dB
1.88500 GHz
- 3:-97.109 dB
1.95000 GHz
- 4:-105.33 dB
1.96500 GHz

CH2 Markers

- 1: .01970 dB
1.87000 GHz
- 2: .01380 dB
1.88500 GHz
- 3:-25.445 dB
1.95000 GHz
- 4:-21.792 dB
1.96500 GHz

17 Mar 2011 15:56:35

CH1 S21 LOG 10 dB/REF 0 dB 5:-109.63 dB 1 917.500 000 MHz
CH2 S11 LOG 5 dB/REF -18 dB 5:-.13890 dB



CH1 Markers

- 1:-76.293 dB
1.87000 GHz
- 2:-75.622 dB
1.88500 GHz
- 3:-95.252 dB
1.95000 GHz
- 4:-108.08 dB
1.96500 GHz

CH2 Markers

- 1: .02780 dB
1.87000 GHz
- 2: .01960 dB
1.88500 GHz
- 3:-1.0181 dB
1.95000 GHz
- 4:-1.0497 dB
1.96500 GHz