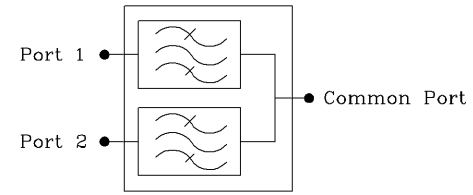
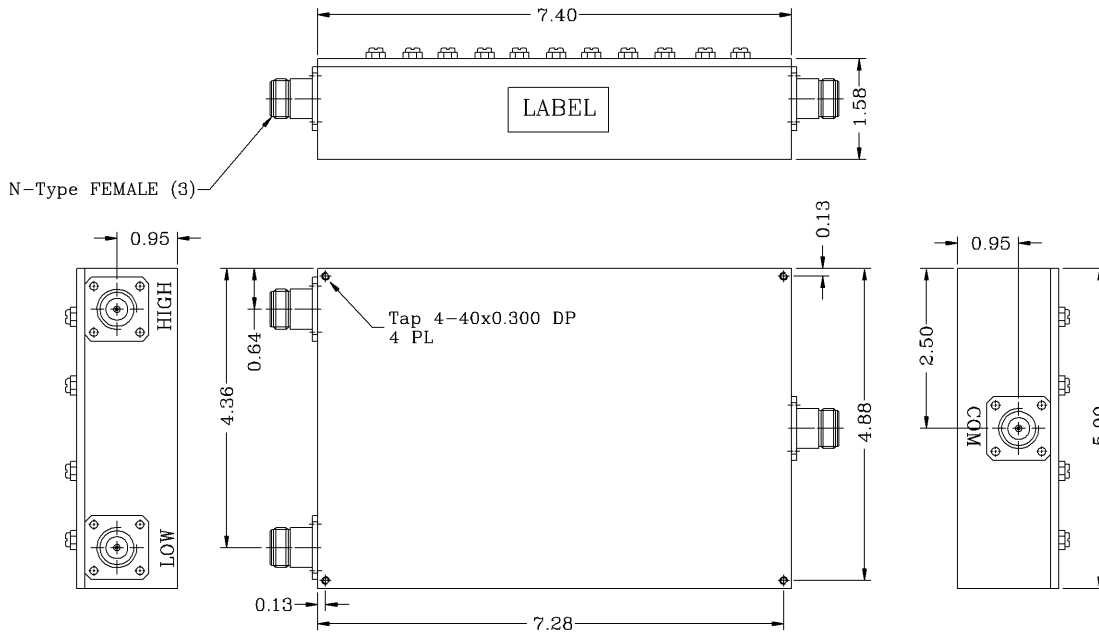


REVISIONS

REV	DATE	APPROVED



Electrical Specifications

- *1dB Low Pass Band Range [MHz] : 1710 to 1785
- *1dB High Pass Band Range [MHz] : 1805 to 1880
- *Pass Band Insertion Loss [dB] : <0.8, 0.65 (Typ.)
- *Pass Band Ripple [dB] : < 0.4 P-T-P
- *Low Band Rejection @ DC to 1645 MHz [dB] : 90 (Min.)
 - @ 1645 to 1695 MHz [dB] : 60 (Min.)
 - @ 1805 to 1880 MHz [dB] : 85 (Min.), 95 (Typ.)
 - @ 1880 to 5000 MHz [dB] : 70 (Min.), 80 (Typ.)
 - @ 5000 to 6000 MHz [dB] : 20 (Min.)
- *High Band Rejection @ DC to 1785 MHz [dB] : 85 (Min.), 90 (Typ.)
 - @ 1895 to 5500 MHz [dB] : 70 (Min.), 80 (Typ.)
 - @ 5500 to 6000 MHz [dB] : 20 (Min.)
- *Isolation between Filters [dB] : 85 (Min.), 90 (Typ.)
- *Pass Band Return Loss [dB] : -17 (Max.), <1.33:1
- *Input/Output Impedance : 50 ohm
- *RF Power Capability CW : 60 Watts
- *Input/Output @ DC Ground Potential

OPERATING TEMPERATURE RANGE: -20°C TO +70°C

PROPRIETARY DOCUMENT:
 THE CONTENTS OF THIS DOCUMENT WITH ALL INFORMATION AND PROCESSES ARE THE SOLE PROPERTY OF G-Way Microwave. THIS DOCUMENT MAY NOT BE DUPLICATED OR DISCLOSED TO ANY PARTY EXCEPT BY EXPRESSLY WRITTEN PERMISSION. THE ONLY AUTHORIZED USE OF THIS DOCUMENT BY A VENDOR IS FOR QUOTE PURPOSES AND SAID VENDOR AGREES NOT TO DISCLOSE ITS CONTENTS TO ANY THIRD PARTY. THIS DOCUMENT IS COPYRIGHTED 1998.

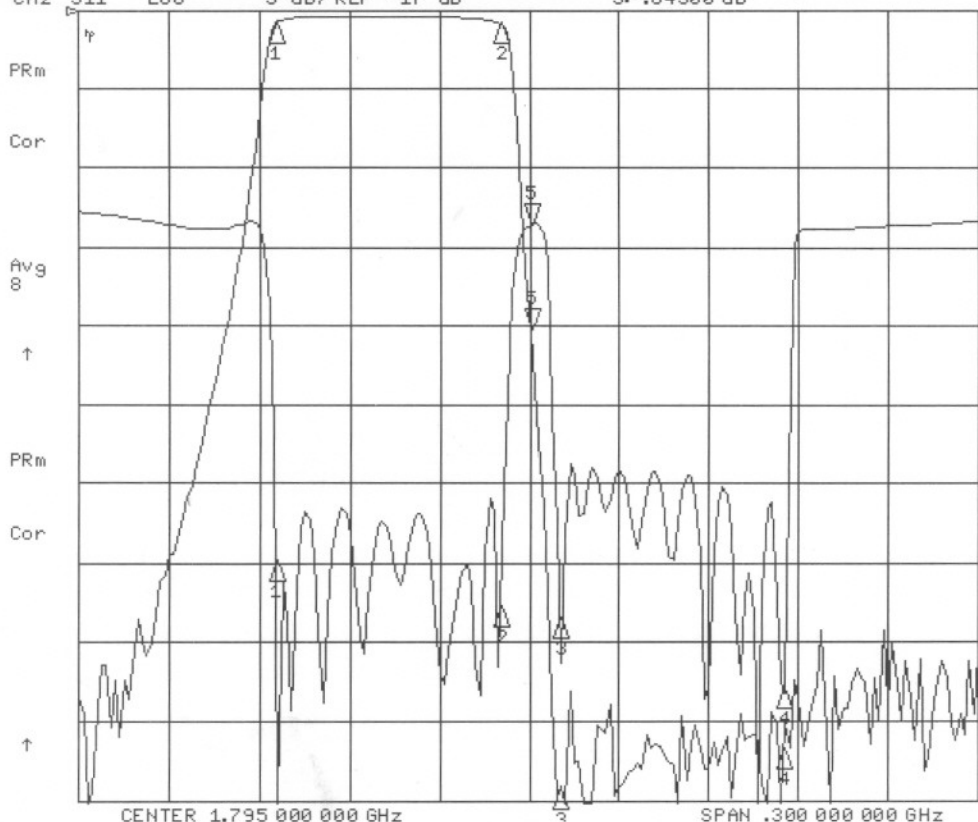
NOTES:

- BREAK ALL CORNERS & EDGES.005/.010.
- FINAL FINISH:
EPOXY GRAY - OPTIONAL

DIMENSIONS ARE IN INCHES TOLERANCES ARE ANGLES DECIMALS		CONTRACT NO:		G-Way Microwave			
± 1°	X ± .05 XX ± .01 XXX ± .003	APPROVALS	DATE				
TREATMENT	CHECKED	DRAWN	Segal	10/06	CD1795/75MK-B7		
FINISH 63/	ENG.	DESIGN ACTIVITY		SIZE A	CAGE CODE 3K1H4	DWG NO: CD1795/75MK-B7-1	REV. 0
MATERIAL				SCALE None			SHEET 1 OF 1

CD1795/75MK-B7

11 Oct 2006 13:11:02
 CH1 S21 LOG 10 dB/REF 0 dB 5:-40.416 dB 1.795 000 000 GHz
 CH2 S11 LOG 5 dB/REF -17 dB 5:-64500 dB



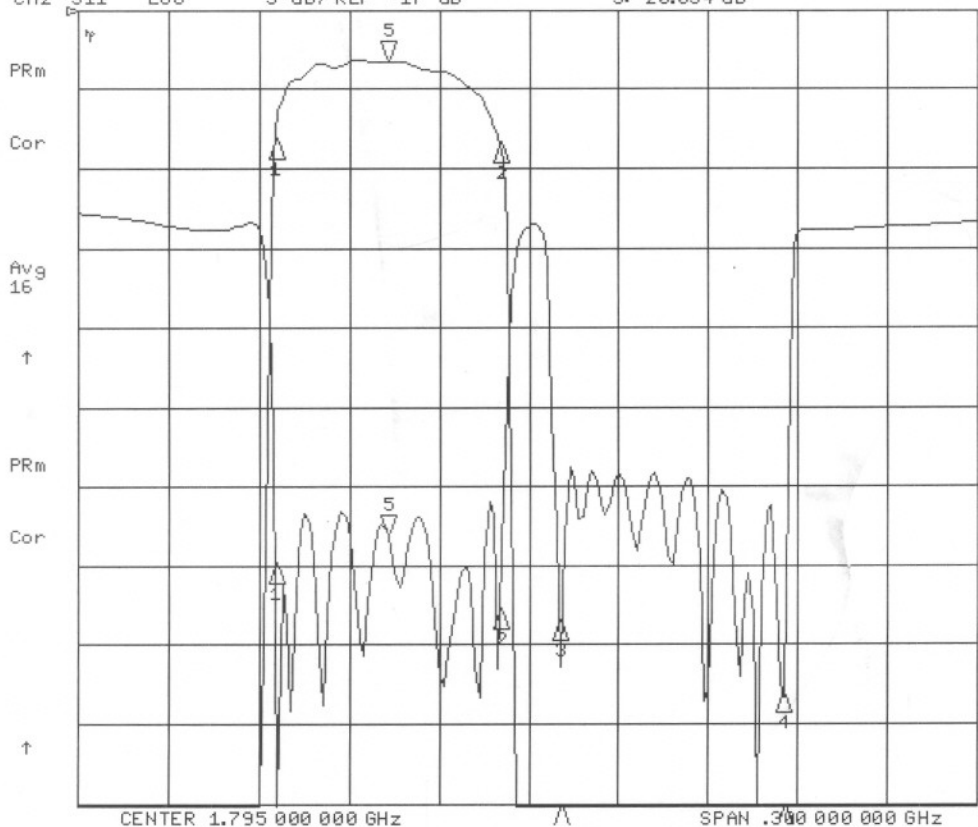
CH1 Markers

- 1:-1.6430 dB
1.71000 GHz
- 2:-1.6960 dB
1.78500 GHz
- 3:-98.612 dB
1.80500 GHz
- 4:-93.920 dB
1.88000 GHz

CH2 Markers

- 1:-21.890 dB
1.71000 GHz
- 2:-24.828 dB
1.78500 GHz
- 3:-25.441 dB
1.80500 GHz
- 4:-29.987 dB
1.88000 GHz

11 Oct 2006 13:11:12
 CH1 S21 LOG 1 dB/REF 0 dB 5:-65400 dB 1.747 500 000 GHz
 CH2 S11 LOG 5 dB/REF -17 dB 5:-20.054 dB



CH1 Markers

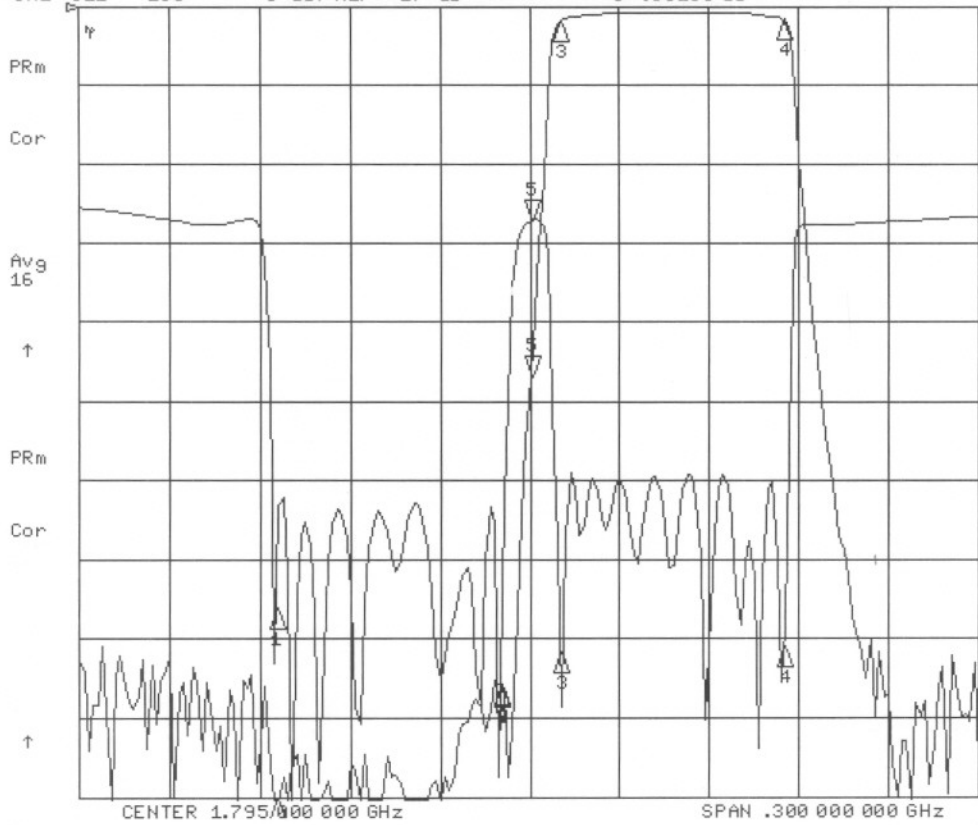
- 1:-1.6430 dB
1.71000 GHz
- 2:-1.6950 dB
1.78500 GHz
- 3:-92.705 dB
1.80500 GHz
- 4:-102.82 dB
1.88000 GHz

CH2 Markers

- 1:-21.962 dB
1.71000 GHz
- 2:-24.816 dB
1.78500 GHz
- 3:-25.471 dB
1.80500 GHz
- 4:-30.022 dB
1.88000 GHz

11 Oct 2006 13:07:53

CH1 S21 LOG 10 dB/REF 0 dB 5:-47.049 dB 1.795 000 000 GHz
CH2 S11 LOG 5 dB/REF -17 dB 5:-.60200 dB



CH1 Markers

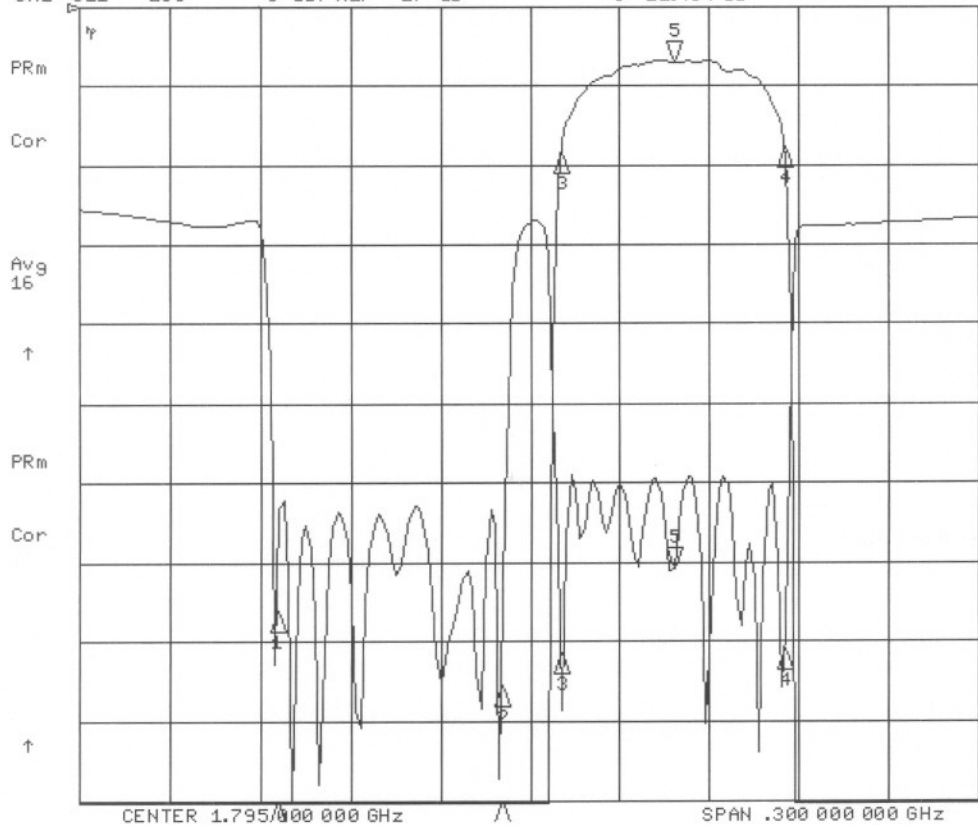
- 1:-107.37 dB
1.71000 GHz
- 2:-86.069 dB
1.78500 GHz
- 3:-1.8580 dB
1.80500 GHz
- 4:-1.7920 dB
1.88000 GHz

CH2 Markers

- 1:-25.127 dB
1.71000 GHz
- 2:-29.927 dB
1.78500 GHz
- 3:-27.862 dB
1.80500 GHz
- 4:-27.498 dB
1.88000 GHz

11 Oct 2006 13:08:07

CH1 S21 LOG 1 dB/REF 0 dB 5:-.69400 dB 1.842 500 000 GHz
CH2 S11 LOG 5 dB/REF -17 dB 5:-22.404 dB



CH1 Markers

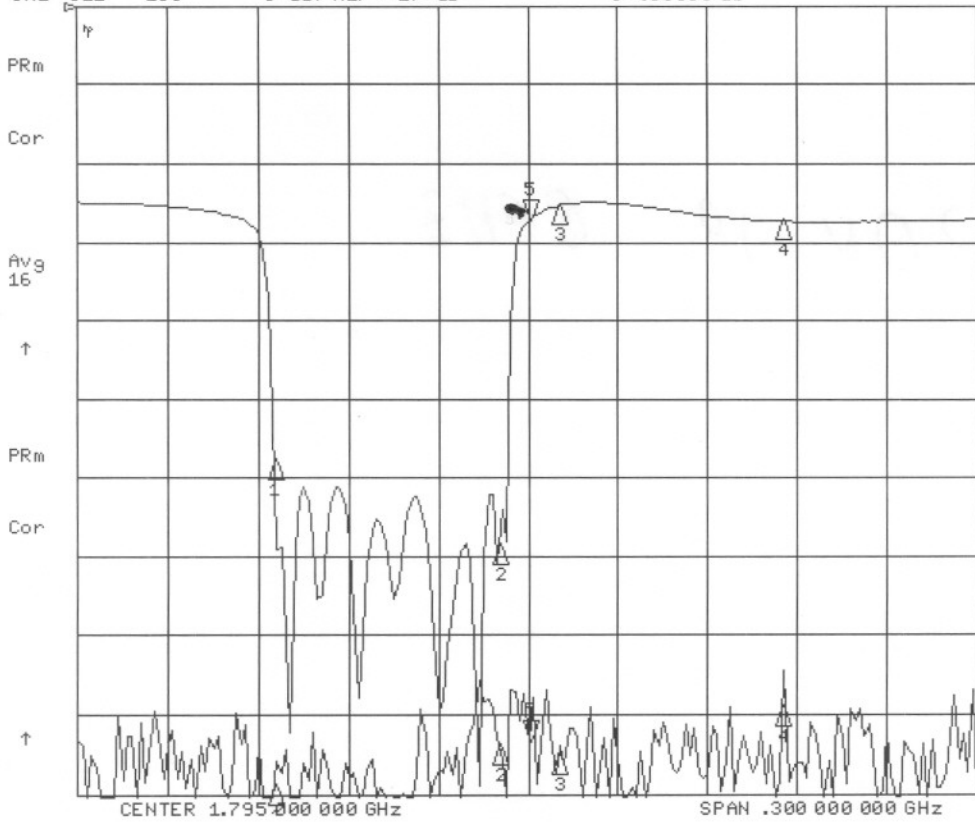
- 1:-103.78 dB
1.71000 GHz
- 2:-87.593 dB
1.78500 GHz
- 3:-1.8580 dB
1.80500 GHz
- 4:-1.7920 dB
1.88000 GHz

CH2 Markers

- 1:-25.100 dB
1.71000 GHz
- 2:-29.861 dB
1.78500 GHz
- 3:-27.839 dB
1.80500 GHz
- 4:-27.529 dB
1.88000 GHz

11 Oct 2006 13:11:53

CH1 S21 LOG 10 dB/REF 0 dB 5:-93.399 dB 1.795 000 000 GHz
CH2 S11 LOG 5 dB/REF -17 dB 5:-.63500 dB



CH1 Markers

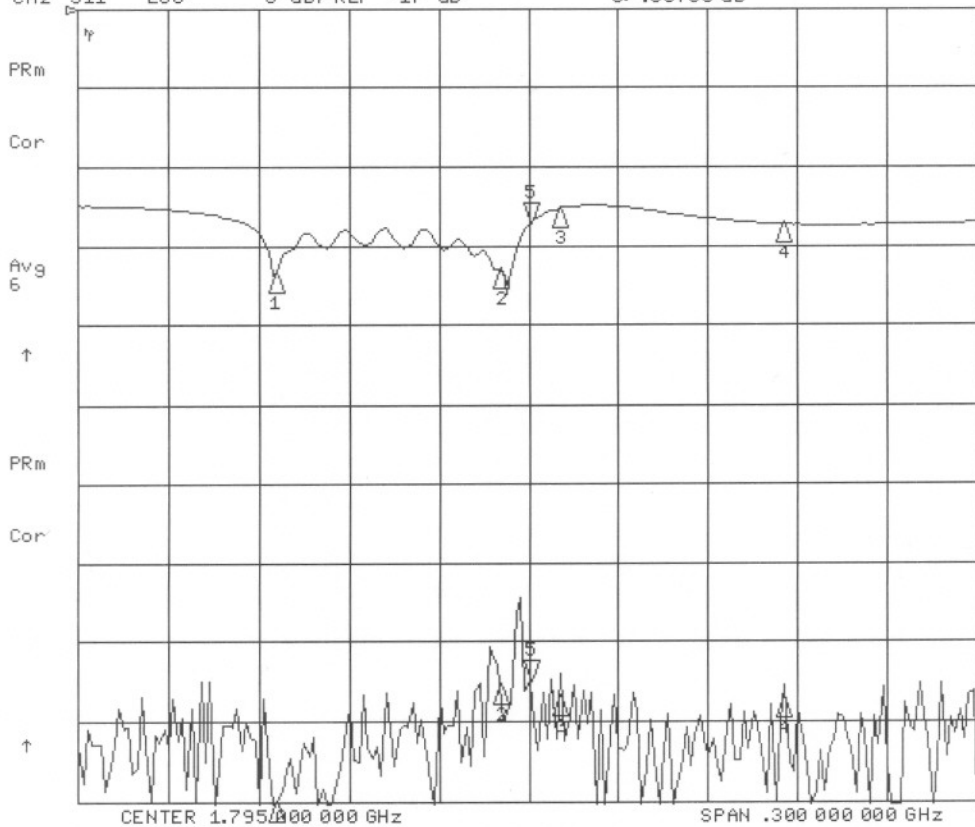
- 1:-102.87 dB
1.71000 GHz
- 2:-93.860 dB
1.78500 GHz
- 3:-95.125 dB
1.80500 GHz
- 4:-89.122 dB
1.88000 GHz

CH2 Markers

- 1:-15.916 dB
1.71000 GHz
- 2:-21.235 dB
1.78500 GHz
- 3:-31.000 dB
1.80500 GHz
- 4:-.65000 dB
1.88000 GHz

11 Oct 2006 13:11:58

CH1 S21 LOG 10 dB/REF 0 dB 5:-84.889 dB 1.795 000 000 GHz
CH2 S11 LOG 5 dB/REF -17 dB 5:-.63700 dB



CH1 Markers

- 1:-107.29 dB
1.71000 GHz
- 2:-85.364 dB
1.78500 GHz
- 3:-86.840 dB
1.80500 GHz
- 4:-86.968 dB
1.88000 GHz

CH2 Markers

- 1:-3.7850 dB
1.71000 GHz
- 2:-3.5140 dB
1.78500 GHz
- 3:-3.0900 dB
1.80500 GHz
- 4:-.64900 dB
1.88000 GHz