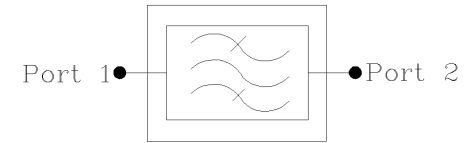
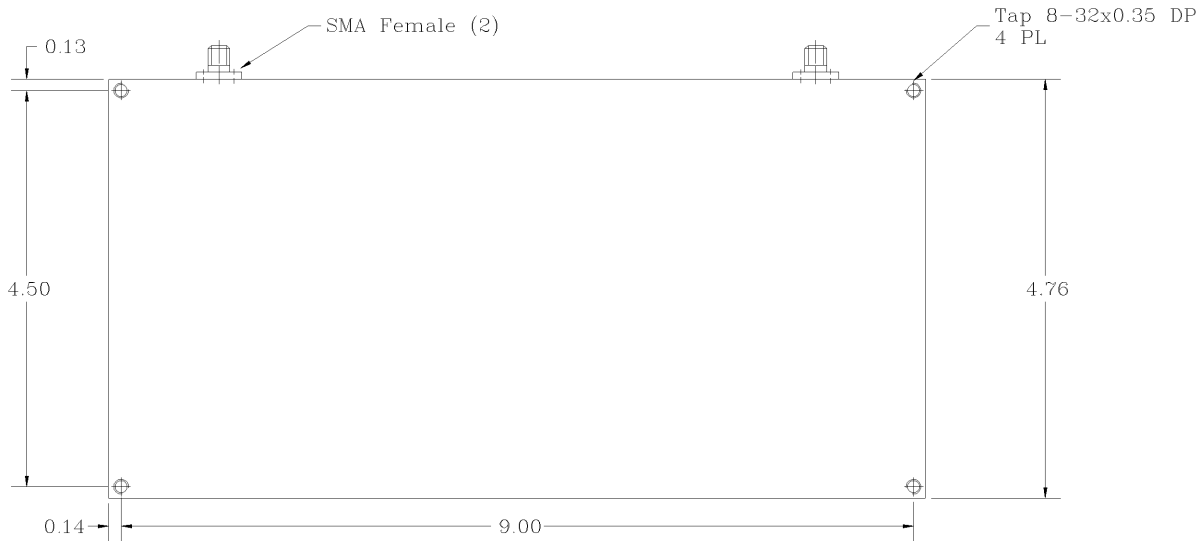
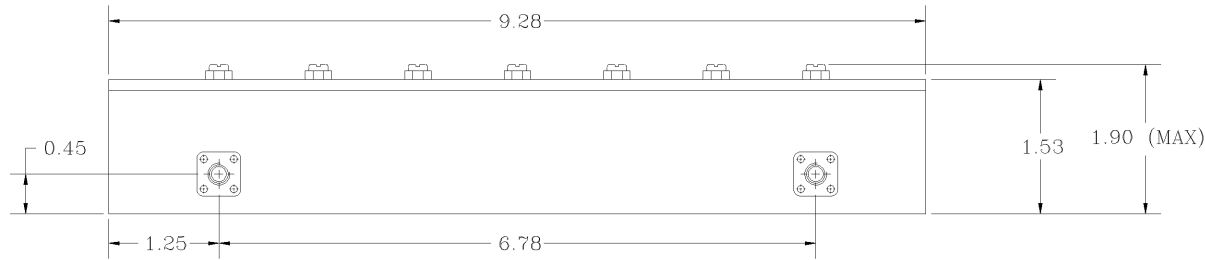


REVISIONS			
REV		DATE	APPROVED



Electrical Specifications

- *1.5dB Pass Band Frequency Range [MHz] : 1895.625 to 1904.375
- *Pass Band Insertion Loss @ Fo [dB] : <1.2
- *Pass Band Ripple [dB] : <0.5 P-T-P
- *Attenuation @ 1905.625 MHz [dB] : 20 (Min.), 25 (Typ.)
- *Attenuation @ 1910 MHz [dB] : 55 (Min.), 57 (Typ.)
- *Pass Band Return Loss [dB] : -18 (Max.), <1.28:1
- *Input/Output Impedance : 50 ohm
- *RF Power Capability CW : 10 Watts
- *Input/Output @ DC Ground Potential

OPERATING TEMPERATURE RANGE: -10°C TO +50°C

PROPRIETARY DOCUMENT:
 THE CONTENTS OF THIS DOCUMENT WITH ALL INFORMATION AND PROCESSES ARE THE SOLE PROPERTY OF G-Way Microwave. THIS DOCUMENT MAY NOT BE DUPLICATED OR DISCLOSED TO ANY PARTY EXCEPT BY EXPRESSLY WRITTEN PERMISSION.
 THE ONLY AUTHORIZED USE OF THIS DOCUMENT BY A VENDOR IS FOR QUOTE PURPOSES AND SAID VENDOR AGREES NOT TO DISCLOSE ITS CONTENTS TO ANY THIRD PARTY. THIS DOCUMENT IS COPYRIGHTED 1998.

NOTES:

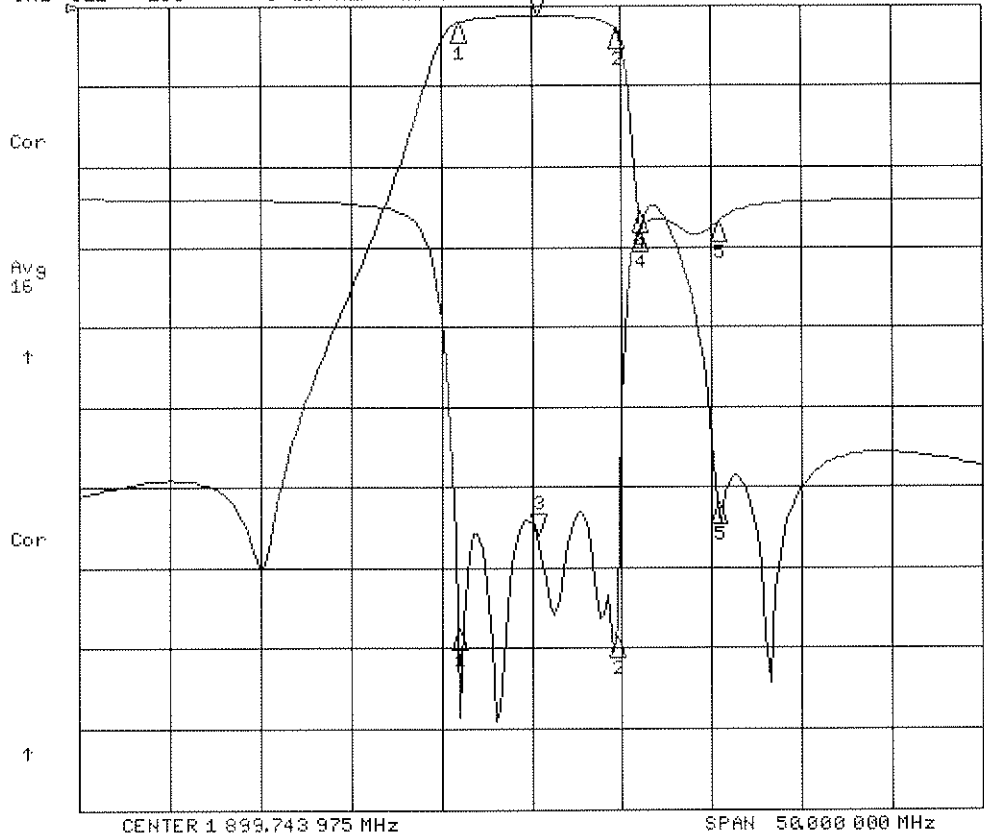
1. BREAK ALL CORNERS & EDGES.005/.010.
2. FINAL FINISH:
EPOXY GRAY - OPTIONAL

DIMENSIONS ARE IN INCHES: TOLERANCES ARE		CONTRACT NO:		G-Way Microwave			
ANGLES	DECIMALS	APPROVALS	DATE				
± 1°	.X ± .05 .XX ± .01 .XXX ± .003	DRAWN Segal	11/11	CB1900/8.75SK-B4		REV.	0
TREATMENT	CHECKED	ENG.	DESIGN ACTIVITY	SIZE A	CAGE CODE 3K1H4	DWG NO: CB1900/8.75SK-B4-1	SHEET 1 OF 1
FINISH 63/		MATERIAL AL6061-T6		SCALE None			

CB1900/8.75 SK-B4

15 Nov 2011 12:18:30

CH1 S21 LOG 10 dB/REF 0 dB 3:-1.2366 dB 1 900.000 000 MHz
 CH2 S11 LOG 5 dB/REF -18 dB 3:-21.048 dB



CH1 Markers

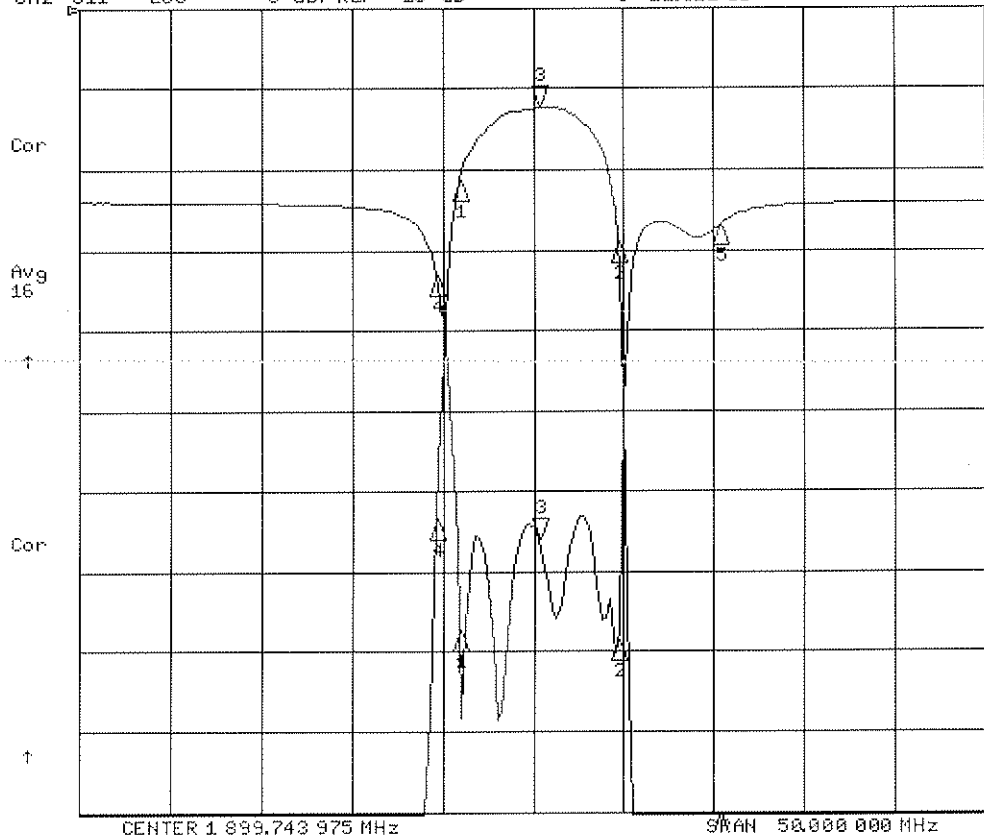
- 1:-2.1357 dB
1.89562 GHz
- 2:-2.9048 dB
1.90437 GHz
- 4:-25.800 dB
1.90562 GHz
- 5:-62.011 dB
1.91000 GHz

CH2 Markers

- 1:-26.925 dB
1.89562 GHz
- 2:-27.274 dB
1.90437 GHz
- 4:-2.0385 dB
1.90562 GHz
- 5:-1.4828 dB
1.91000 GHz

15 Nov 2011 12:18:54

CH1 S21 LOG 1 dB/REF 0 dB 3:-1.2368 dB 1 900.000 000 MHz
 CH2 S11 LOG 5 dB/REF -18 dB 3:-21.012 dB



CH1 Markers

- 1:-2.1374 dB
1.89562 GHz
- 2:-2.9044 dB
1.90437 GHz
- 4:-6.3517 dB
1.89437 GHz
- 5:-62.011 dB
1.91000 GHz

CH2 Markers

- 1:-26.808 dB
1.89562 GHz
- 2:-27.406 dB
1.90437 GHz
- 4:-4.5482 dB
1.89437 GHz
- 5:-1.4770 dB
1.91000 GHz