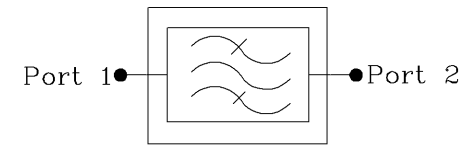
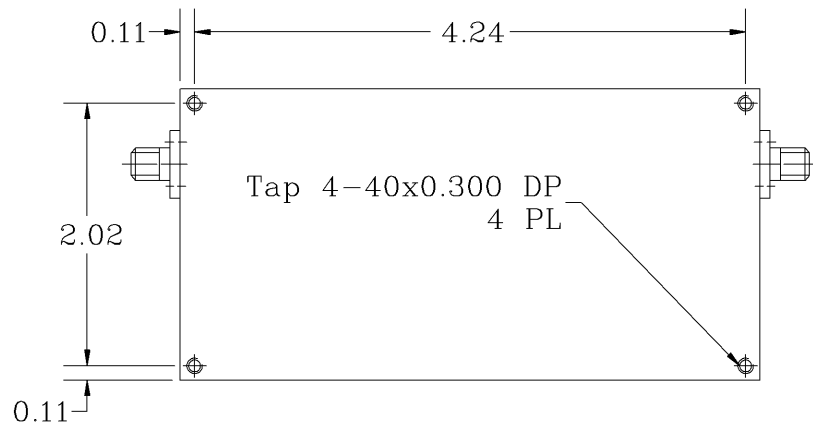
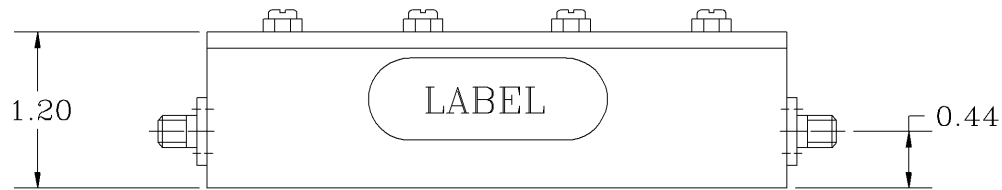
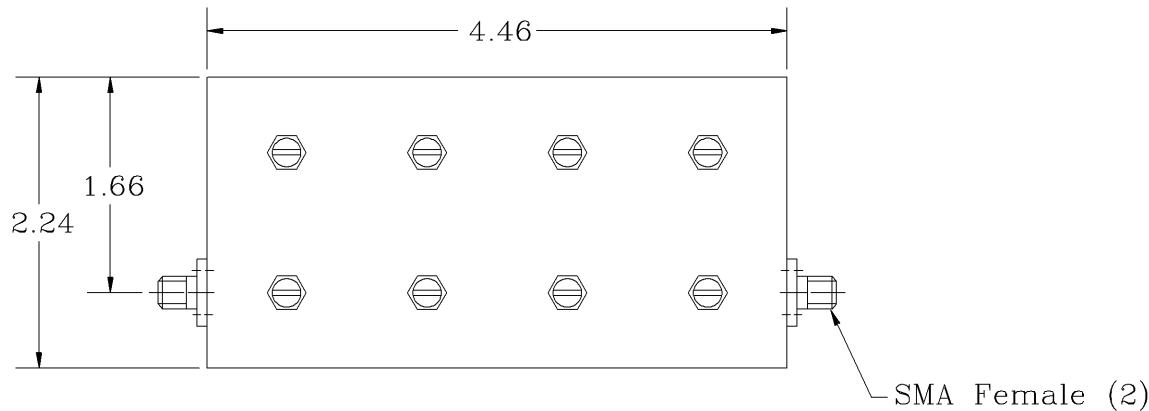


REVISIONS			
REV		DATE	APPROVED



Electrical Specifications

*Pass Band Range [MHz]	: 1805 to 1825
*Pass Band Insertion Loss [dB]	: <1.6
*Pass Band Ripple [dB]	: <0.6 P-T-P
*Rejection @ 1827 MHz [dB]	: 6 (Min.), 7 (Typ.)
@ 1710 to 1730 MHz [dB]	: 100 (Typ.)
*Pass Band Return Loss [dB]	: -18 (Max.), <1.28:1
*Input/Output Impedance	: 50 ohm
*RF Power Capability CW	: 20 Watts
*Input/Output @ DC Ground Potential	

OPERATING TEMPERATURE RANGE: -20°C TO +65°C

PROPRIETARY DOCUMENT:
THE CONTENTS OF THIS DOCUMENT WITH ALL INFORMATION AND PROCESSES ARE THE SOLE PROPERTY OF G-Way Microwave. THIS DOCUMENT MAY NOT BE DUPLICATED OR DISCLOSED TO ANY PARTY EXCEPT BY EXPRESSLY WRITTEN PERMISSION. THE ONLY AUTHORIZED USE OF THIS DOCUMENT BY A VENDOR IS FOR QUOTE PURPOSES AND SAID VENDOR AGREES NOT TO DISCLOSE ITS CONTENTS TO ANY THIRD PARTY. THIS DOCUMENT IS COPYRIGHTED 1998.

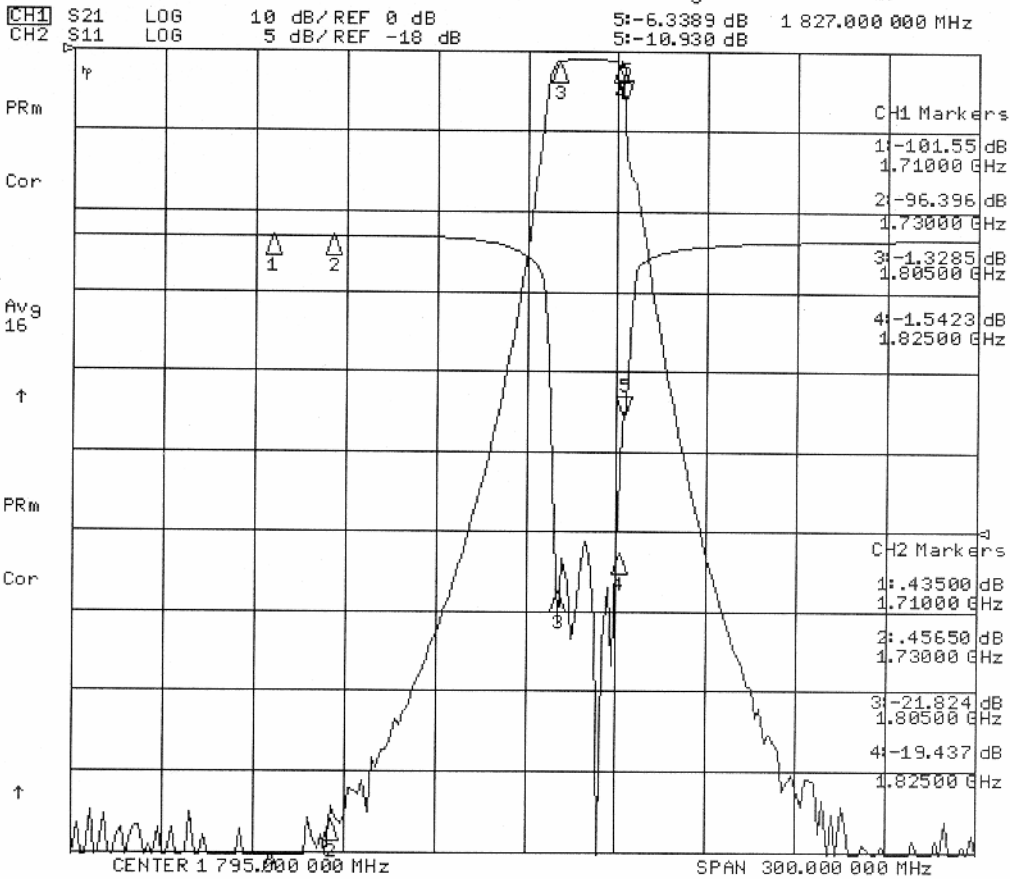
NOTES:

- BREAK ALL CORNERS & EDGES.005/.010.
- FINAL FINISH:
EPOXY GRAY - OPTIONAL

DIMENSIONS ARE IN INCHES TOLERANCES ARE		CONTRACT NO:		G-Way Microwave	
ANGLES	DECIMALS	APPROVALS	DATE		
± 1°	X ± .05 XX ± .01 XXX ± .003	DRAWN	Segal	3/03	Band Pass Filter 1815 MHz CB1815/20SK-B2
TREATMENT	CHECKED	ENG.			SIZE
FINISH	63/	DESIGN ACTIVITY			CAGE CODE
MATERIAL					DWG NO:
					REV.
					A
					3K1H4
					CB1815/20SK-B2-1
					SCALE
					None
					SHEET
					1 OF 1

CB1815/20SK-B2

1 Aug 2003 10:49:13



1 Aug 2003 10:49:16

