




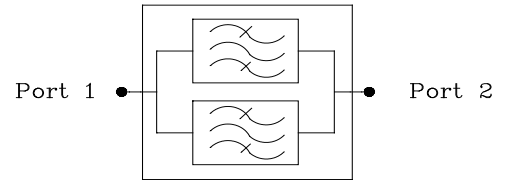
The CBB880/10MK-S1 is a High "Q" Low PIM Cell A+A', 2 Port device - **Duplexer**. This unit will reject Cell B Downlink signal while improving overall selectivity of the system. Best solution for already existing Repeater solution. Similar solution is offered for Uplink application and as a complete DL/UL solution as an assembly wall-mount, rack mount. Please call for other options, including Notch Filter.

Model: CBB880/10MK-S1

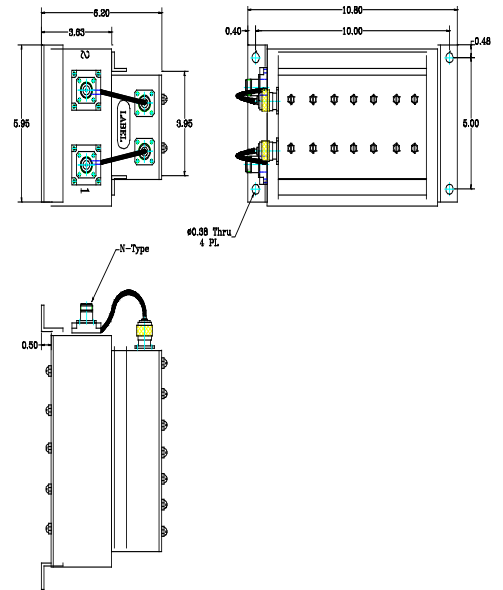


1. Electrical Characteristics	
Item	Value
CELL A 1dB Pass Band Frequency Range [MHz]	869 ~ 880
CELL A' 1dB Pass Band Frequency Range [MHz]	890~ 891.5
CELL A Pass Band Insertion Loss @ Fo [dB]	< 1.8, 1.6 (Typ.)
CELL A' Pass Band Insertion Loss @ Fo [dB]	< 2.8, 2.6 (Typ.)
Pass Band Ripple [dB]	<0.4 P-T-P
Rejection @ DC to 867 MHz [dBc]	30 (Min.)
Rejection @ 882 to 889 MHz [dBc]	30 (Min.), 35 (Typ.)
Rejection @ 892.5 to 896 MHz [dBc]	30 (Min.), 35 (Typ.)
IM Products, IM3 @ 2 x 33 dBm [dBc]	-143 (Min.)
IM Products, IM3 @ 2 x 43 dBm [dBc]	-133 (Typ.)
VSWR Both Pass Bands	<1.28:1
Input/Output	DC Potential
Input / Output Impedance	50 Ω
RF power Capability CW	80 Watts
RF power Capability PEAK	850 Watts

5. Block Diagram



6. Outline Drawing



2. Mechanical Characteristics	
Final Finish (OPTIONAL)	Epoxy Gray
Dimensions (Including Mounting Hardware, exc. Connectors)	10.8" x 6.0" x 6.7"
Weight [lb / kg]	11.0 / 4.95
Connectors (Other connectors option are available: please call)	N-Type Female (LOW PIM)

3. Environment Characteristics	
Operating Temperature	-20°C ~ +65°C

4. Plots

