REVISIONS			
REV		DATE	APPROVED

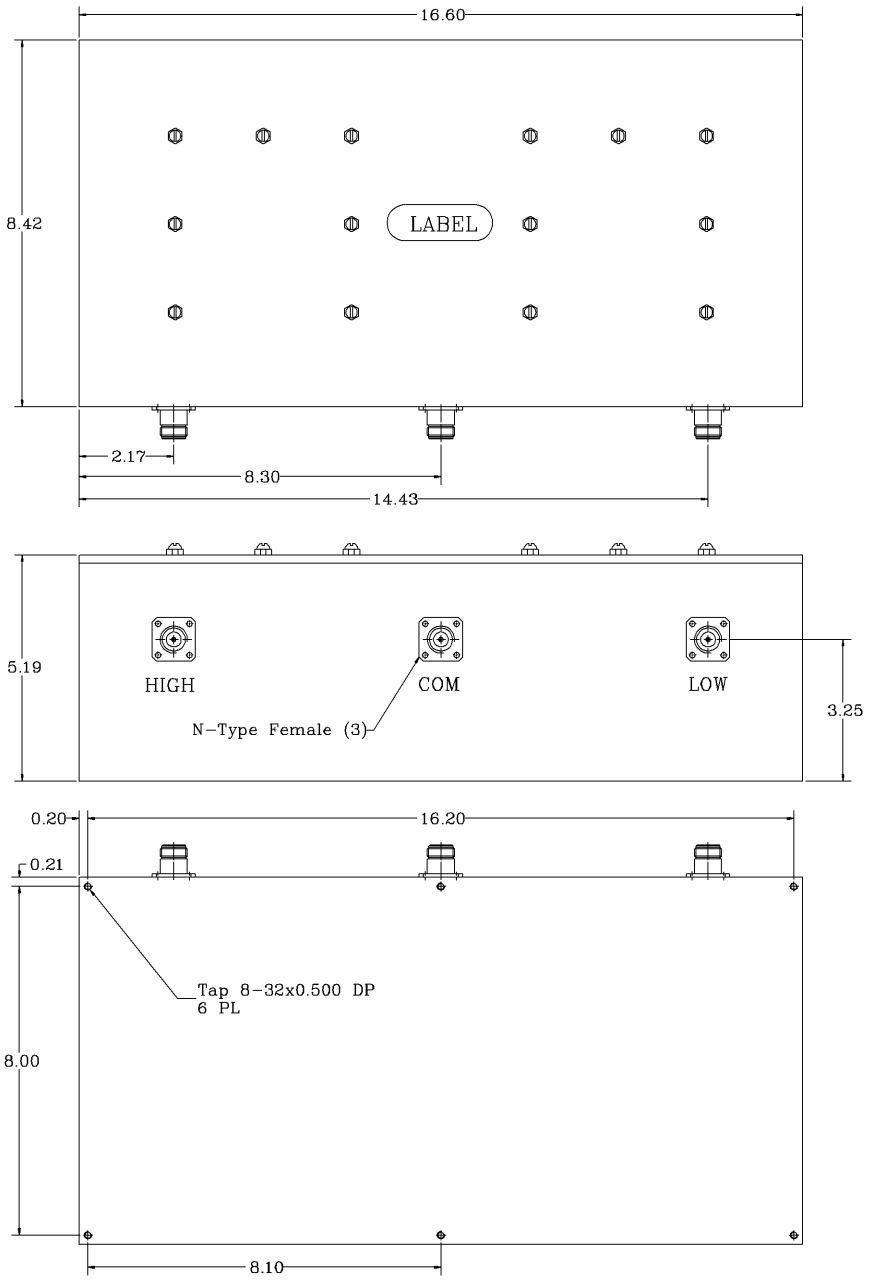

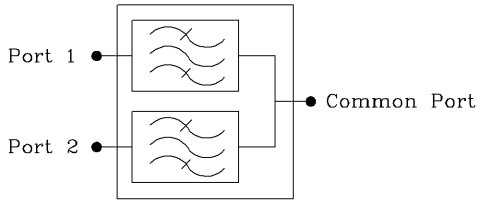

Electrical Specifications

*Tx Passband Frequency Range [MHz]	: 641.7-643.7
*Rx Passband Frequency Range [MHz]	: 731.8-733.8
*Passband Insertion Loss [dB]	: <1.0
*Passband Ripple [dB]	: <0.5 P-T-P
*Tx Rejection DC to 620 MHz [dB]	: 90 (Min.), 110 (Typ.)
731 to 734 MHz [dB]	: 100 (Min.), 120 (Typ.)
*Rx Rejection DC to 644 MHz [dB]	: 100 (Min.), 120 (Typ.)
755 to 1400 MHz [dB]	: 100 (Min.), 120 (Typ.)
*Isolation between filters [dB]	: 100 (Min.), 120 (Typ.)
*Group Delay Variation over Passband [nSec]	: 2.0 (Max.)
*RF Power Capability CW	: 400 Watt
*Input/Output Impedance	: 50 ohm
*VSWR IN/OUT	: < 1.2:1

OPERATING TEMPERATURE RANGE: -20°C TO +80°C

PROPRIETARY DOCUMENT:
THE CONTENTS OF THIS DOCUMENT WITH ALL INFORMATION AND PROCESSES ARE THE SOLE PROPERTY OF G-Way Microwave. THIS DOCUMENT MAY NOT BE DUPLICATED OR DISCLOSED TO ANY PARTY EXCEPT BY EXPRESSLY WRITTEN PERMISSION. THE ONLY AUTHORIZED USE OF THIS DOCUMENT BY A VENDOR IS FOR QUOTE PURPOSES AND SAID VENDOR AGREES NOT TO DISCLOSE ITS CONTENTS TO ANY THIRD PARTY. THIS DOCUMENT IS COPYRIGHTED 1998.

NOTES:

1. BREAK ALL CORNERS & EDGES .005/.010.
2. FINAL FINISH: SILVER PLATED SURFACES.

DIMENSIONS ARE IN INCHES. TOLERANCES ARE: ANGLES ± 1° DECIMALS .X ± .05 .XX ± .01 .XXX ± .003	CONTRACT NO:		**G-Way Microwave**
	APPROVALS	DATE	TITLE High "Q" Diplexer CD687.75/2HK-S3
TREATMENT	DRAWN Segal	02/04	
	CHECKED		
FINISH 63	ENG.		SIZE A / CAGE CODE 3K1H4 / DWG NO: CD687.75/2HK-S3-1 / REV. A
	DESIGN ACTIVITY		
MATERIAL AL6061-T6			SCALE None / SHEET 1 OF 1

HIGH

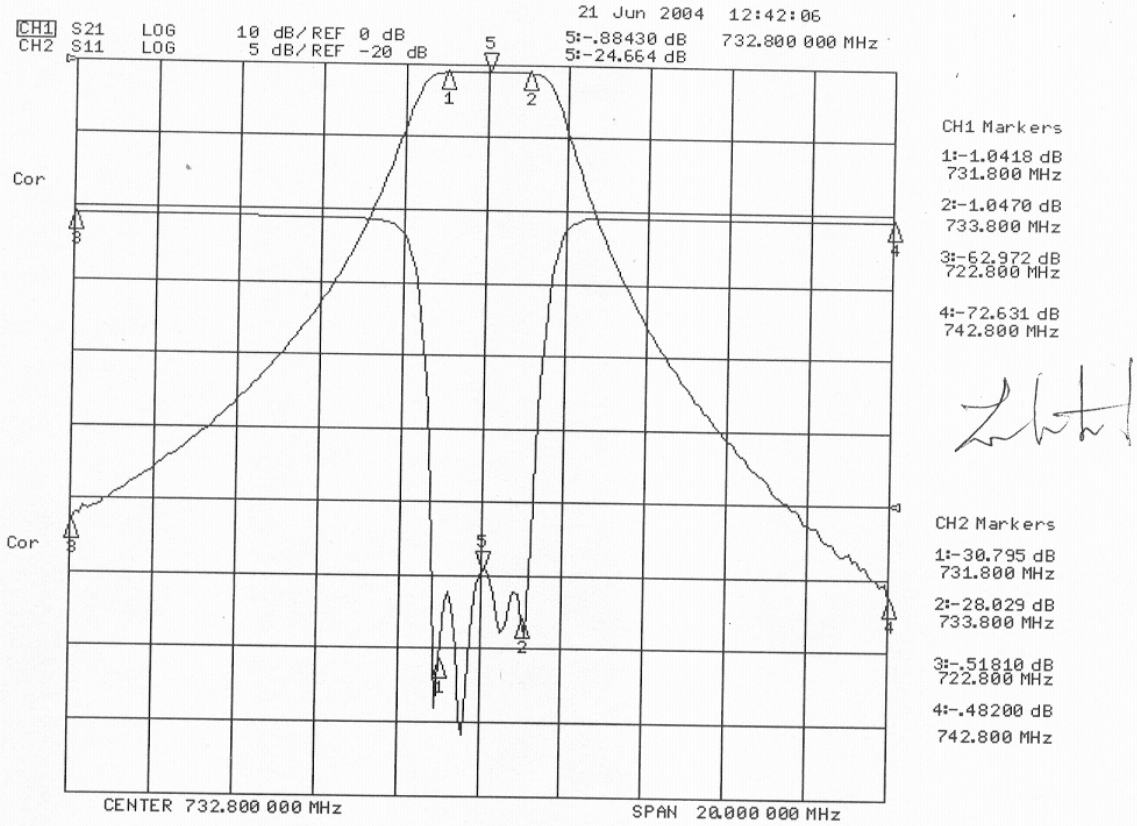
21 Jun 2004 12:42:06
CH1 S21 LOG 10 dB/ REF 0 dB
CH2 S11 LOG 5 dB/ REF -20 dB
5:-.88430 dB 732.800 000 MHz
5:-24.664 dB
Cor
Cor
CH1 Markers
1:-1.0418 dB
731.800 MHz
2:-1.0470 dB
733.800 MHz
3:-62.972 dB
722.800 MHz
4:-72.631 dB
742.800 MHz
CH2 Markers
1:-30.795 dB
731.800 MHz
2:-28.029 dB
733.800 MHz
3:-.51810 dB
722.800 MHz
4:-.48200 dB
742.800 MHz
CENTER 732.800 000 MHz
SPAN 20.000 000 MHz

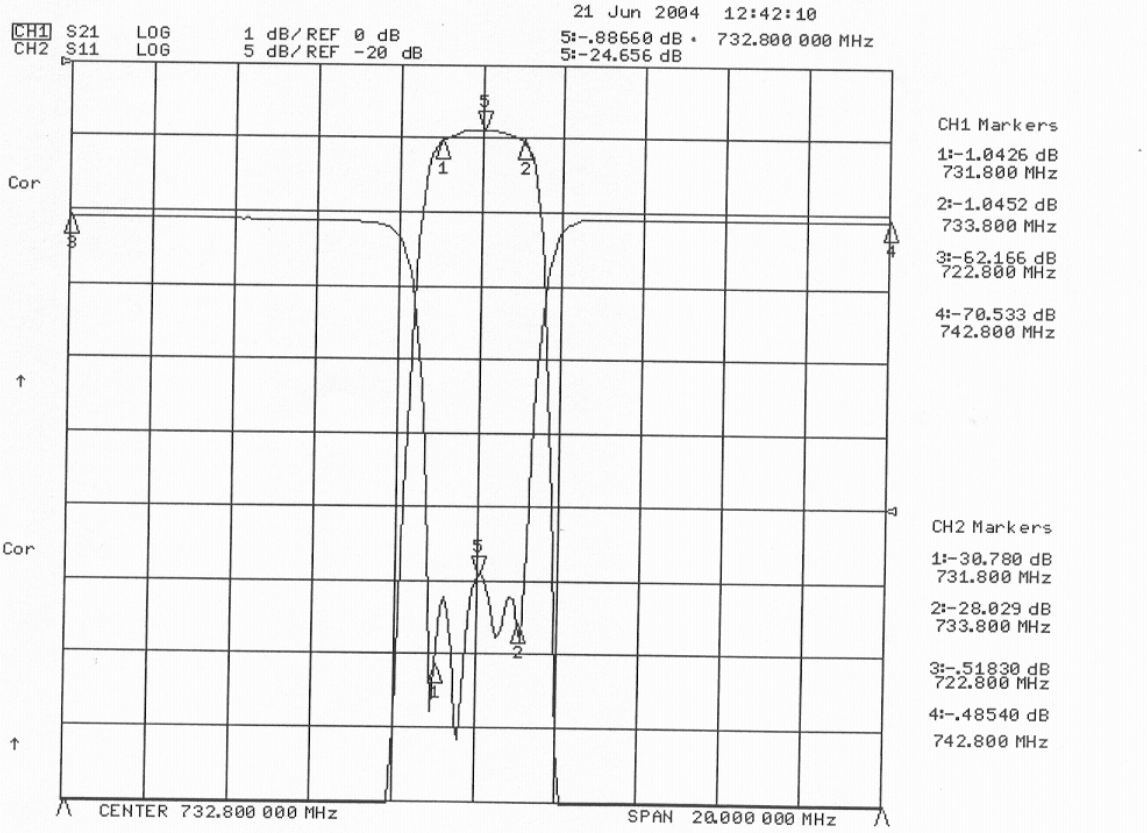
21 Jun 2004 12:42:10
CH1 S21 LOG 1 dB/ REF 0 dB
CH2 S11 LOG 5 dB/ REF -20 dB
5:-.88660 dB 732.800 000 MHz
5:-24.656 dB
Cor
Cor
CH1 Markers
1:-1.0426 dB
731.800 MHz
2:-1.0452 dB
733.800 MHz
3:-62.166 dB
722.800 MHz
4:-70.533 dB
742.800 MHz
CH2 Markers
1:-30.780 dB
731.800 MHz
2:-28.029 dB
733.800 MHz
3:-.51830 dB
722.800 MHz
4:-.48540 dB
742.800 MHz
CENTER 732.800 000 MHz
SPAN 20.000 000 MHz

LOW

21 Jun 2004 12:41:40

CH1 S21 LOG 10 dB/ REF 0 dB 5:-.69810 dB 642.700 000 MHz
CH2 S11 LOG 5 dB/ REF -20 dB 5:-23.749 dB

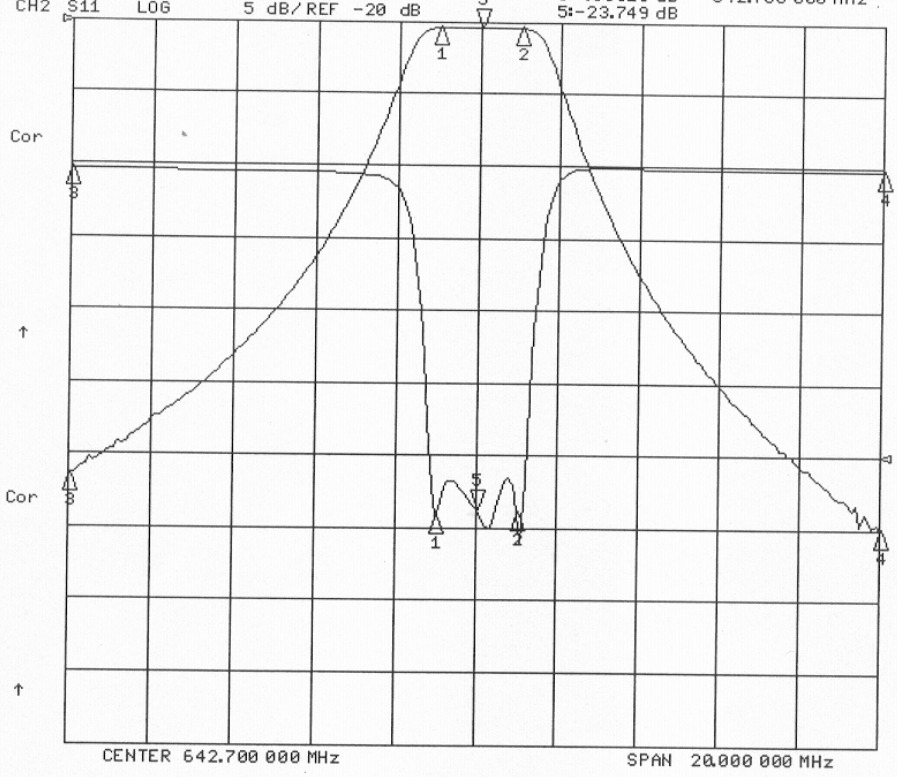

CH1 Markers

1:-.81920 dB
641.700 MHz

2:-.83520 dB
643.700 MHz

3:-62.853 dB
632.700 MHz

4:-69.985 dB
652.700 MHz

CH2 Markers

1:-24.163 dB
641.700 MHz

2:-23.919 dB
643.700 MHz

3:-.38560 dB
632.700 MHz

4:-.29000 dB
652.700 MHz

21 Jun 2004 12:41:44

CH1 S21 LOG 1 dB/ REF 0 dB 5:-.69640 dB 642.700 000 MHz
CH2 S11 LOG 5 dB/ REF -20 dB 5:-23.745 dB

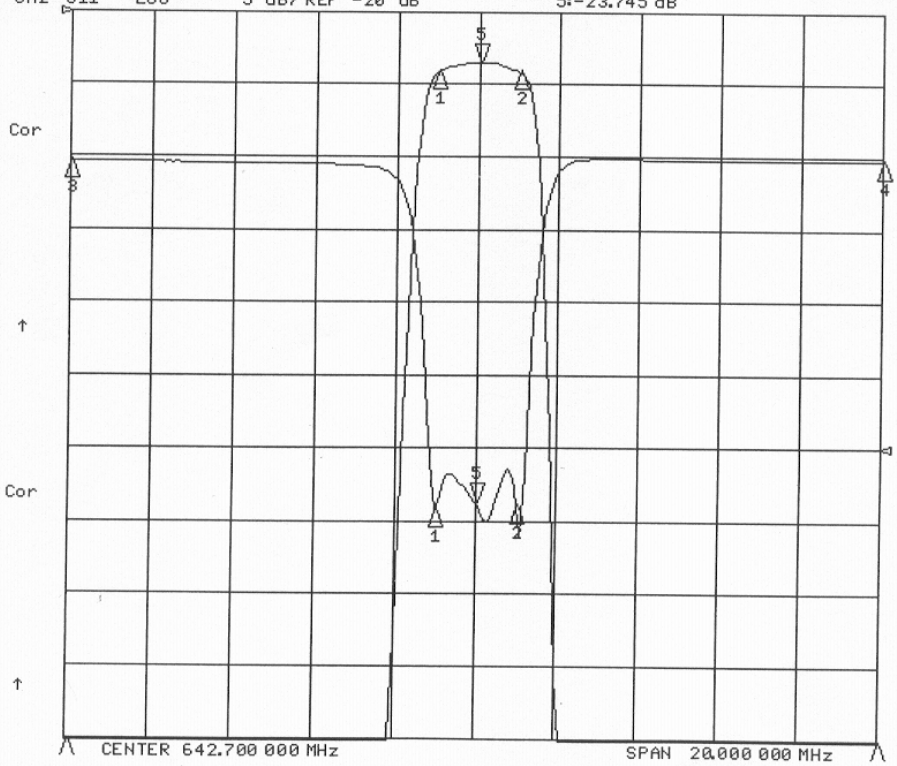

CH1 Markers

1:-.81850 dB
641.700 MHz

2:-.83370 dB
643.700 MHz

3:-63.013 dB
632.700 MHz

4:-69.783 dB
652.700 MHz

CH2 Markers

1:-24.167 dB
641.700 MHz

2:-23.910 dB
643.700 MHz

3:-.38670 dB
632.700 MHz

4:-.29110 dB
652.700 MHz

CΔ687.75/2HK-53

S/N 04061008

21 Jun 2004 12:42:18

CH1 S21 LOG 10 dB/ REF 0 dB 5:-100.53 dB 620.000 000 MHz
CH2 S11 LOG 5 dB/ REF -18 dB 5: .03380 dB

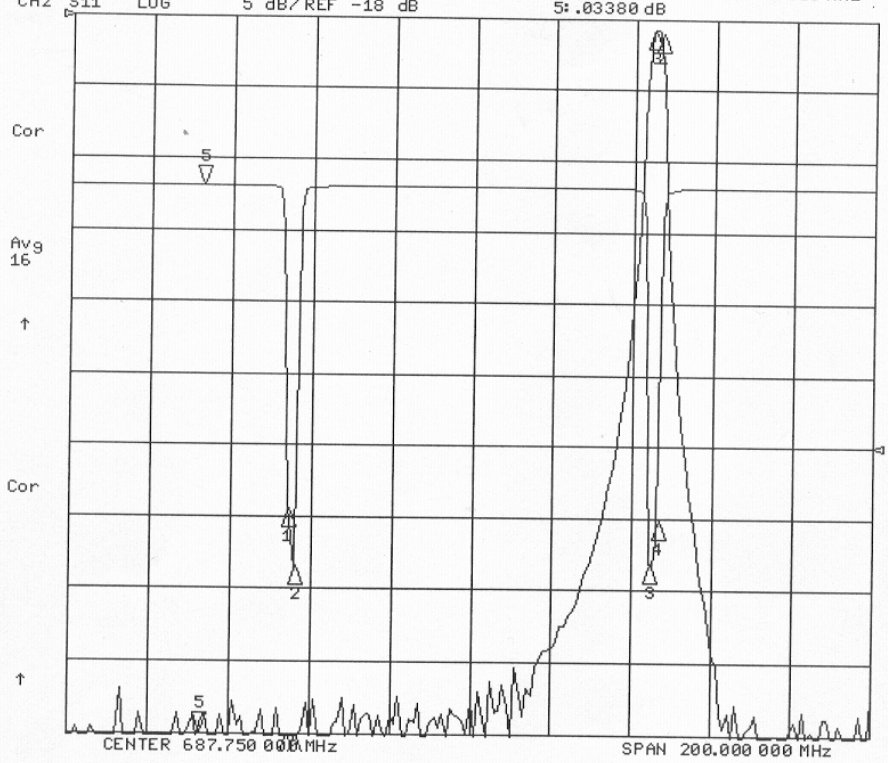

CH1 Markers

1:-108.93 dB
641.700 MHz

2:-117.06 dB
643.700 MHz

3:-1.7552 dB
731.800 MHz

4:-2.1518 dB
733.800 MHz

CH2 Markers

1:-22.585 dB
641.700 MHz

2:-26.512 dB
643.700 MHz

3:-26.197 dB
731.800 MHz

4:-23.267 dB
733.800 MHz

21 Jun 2004 12:42:40

CH1 S21 LOG 10 dB/ REF 0 dB 5:-86.216 dB 620.000 000 MHz
CH2 S11 LOG 5 dB/ REF -18 dB 5: .03260 dB

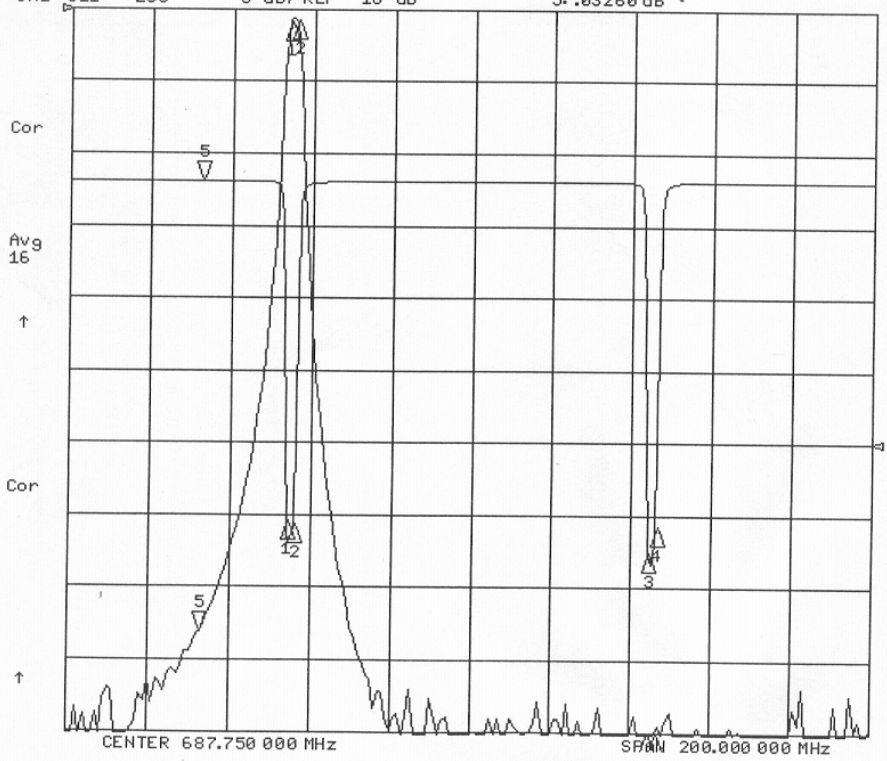

CH1 Markers

1:-1.8566 dB
641.700 MHz

2:-1.7093 dB
643.700 MHz

3:-102.28 dB
731.800 MHz

4:-106.78 dB
733.800 MHz

CH2 Markers

1:-23.532 dB
641.700 MHz

2:-23.760 dB
643.700 MHz

3:-25.662 dB
731.800 MHz

4:-23.848 dB
733.800 MHz