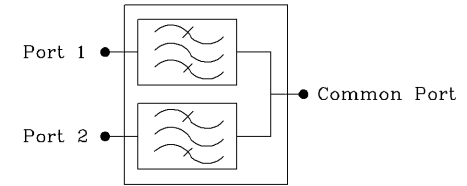
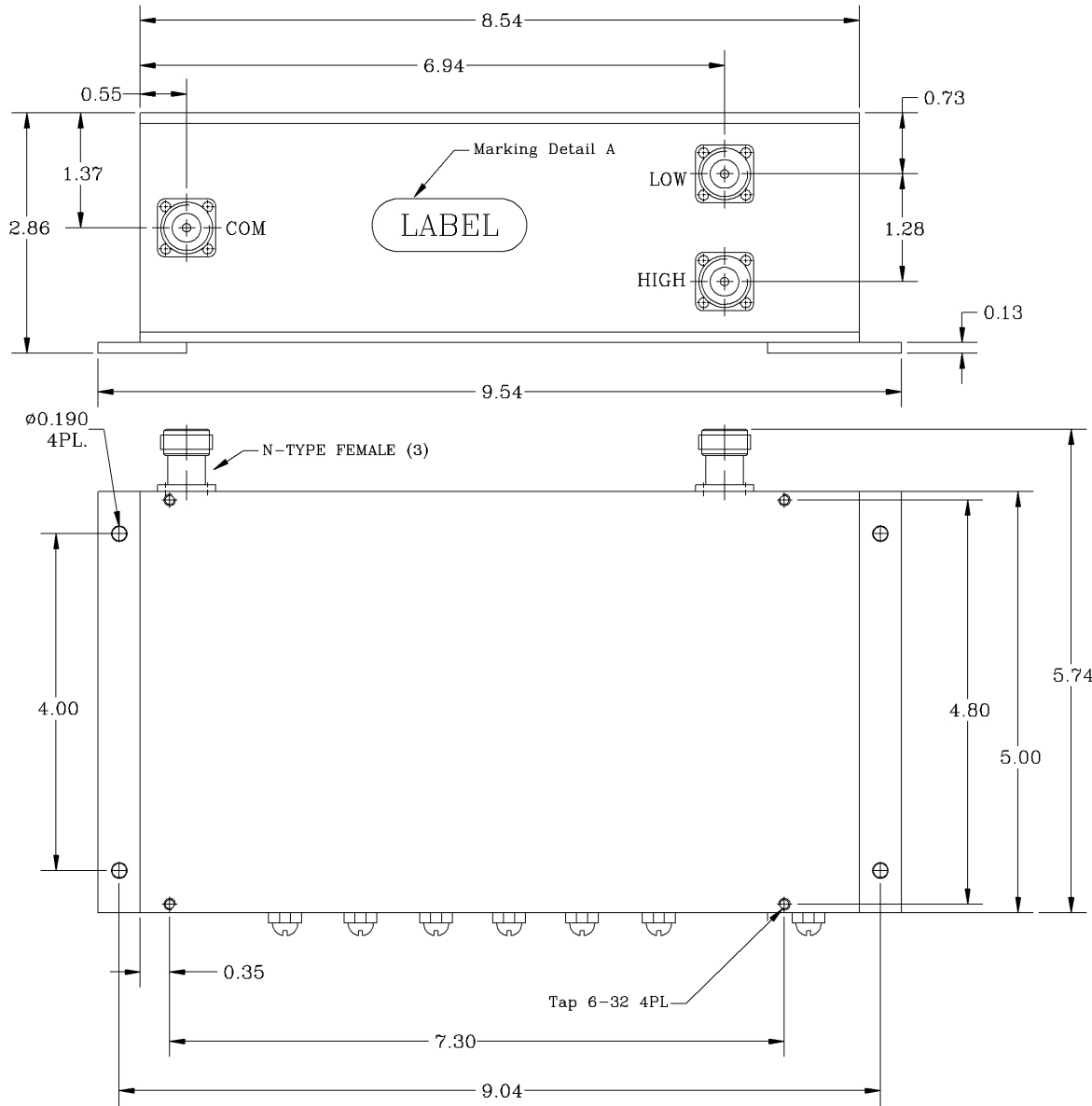


REVISIONS			
REV		DATE	APPROVED



Electrical Specifications

- *Low Passband Frequency Range [MHz] : 464-465
- *High Passband Frequency Range [MHz] : 469-470
- *Pass Band Insertion Loss @ Fc [dB] : 2.4 (Typ.)
- *Pass Band Ripple [dB] : < 0.5 P-T-P
- *Low Attenuation 469 to 470 MHz [dB] : 80 (Min.), 85 (Typ.)
- *High Attenuation 464 to 465 MHz [dB] : 50 (Min.), 55 (Typ.)
- *Pass Band Return Loss [dB] : -18 (Max.), <1.28:1
- *Input/Output Impedance : 50 ohm
- *RF Power Capability CW : 10 Watts
- *Input/Output @ DC Ground Potential

OPERATING TEMPERATURE RANGE: -20°C TO +60°C

PROPRIETARY DOCUMENT:
THE CONTENTS OF THIS DOCUMENT WITH ALL INFORMATION AND PROCESSES ARE THE SOLE PROPERTY OF G-Way Microwave. THIS DOCUMENT MAY NOT BE DUPLICATED OR DISCLOSED TO ANY PARTY EXCEPT BY EXPRESSLY WRITTEN PERMISSION. THE ONLY AUTHORIZED USE OF THIS DOCUMENT BY A VENDOR IS FOR QUOTE PURPOSES AND SAID VENDOR AGREES NOT TO DISCLOSE ITS CONTENTS TO ANY THIRD PARTY. THIS DOCUMENT IS COPYRIGHTED 1998.

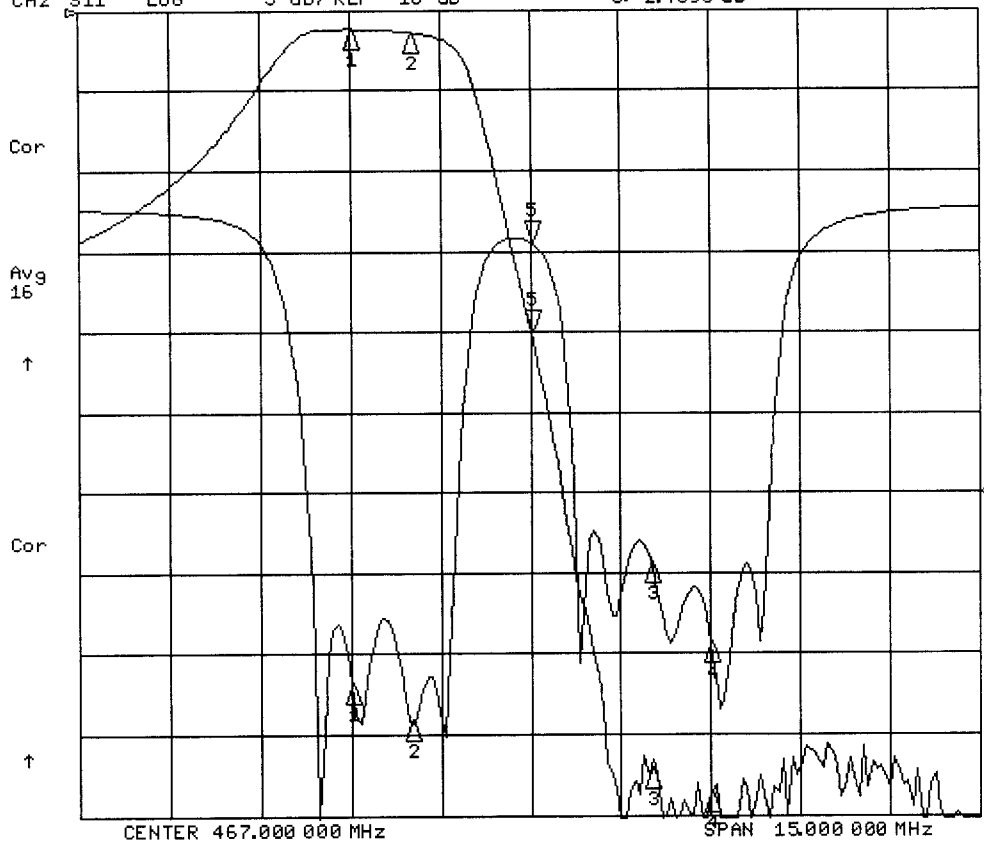
- NOTES:
- BREAK ALL CORNERS & EDGES.005/.010.
 - FINAL FINISH:
EPOXY GRAY - OPTIONAL

DIMENSIONS ARE IN INCHES TOLERANCES ARE ANGLES DECIMALS		CONTRACT NO:		G-Way Microwave			
± 1"	X ± .05 XX ± .01 XXX ± .003	APPROVALS	DATE	TITLE UHF Diplexer/Combiner			
TREATMENT	CHECKED	DRAWN Sivak	01/11	CD467/1SK-F3			
FINISH 63	ENG.	DESIGN ACTIVITY		SIZE A	CAGE CODE 3K1H4	DWG NO: CD467/1SK-F3-1	REV. 0
MATERIAL				SCALE None			SHEET 1 OF 1

CD467/LSK-F3

8 Feb 2011 13:35:32

CH1 S21 LOG 10 dB/REF 0 dB 5:-40.026 dB 467.000 000 MHz
CH2 S11 LOG 5 dB/REF -18 dB 5:-2.4698 dB



CH1 Markers

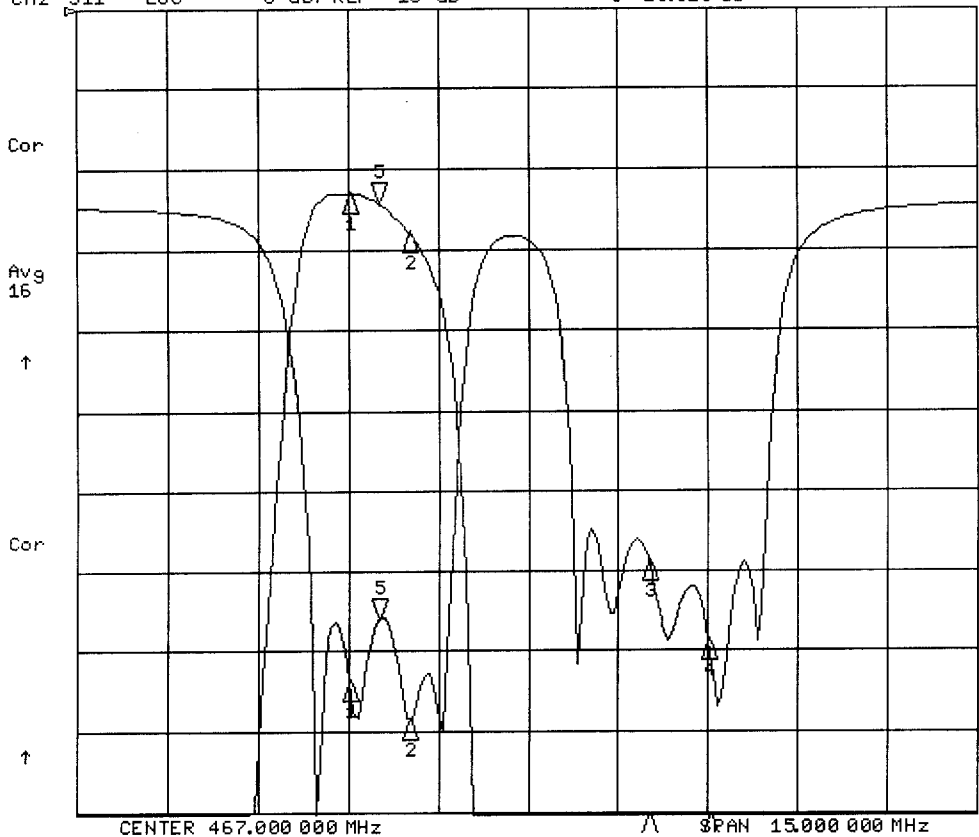
- 1:-2.3038 dB
464.000 MHz
- 2:-2.7928 dB
465.000 MHz
- 3:-94.335 dB
469.000 MHz
- 4:-97.330 dB
470.000 MHz

CH2 Markers

- 1:-29.855 dB
464.000 MHz
- 2:-32.191 dB
465.000 MHz
- 3:-22.468 dB
469.000 MHz
- 4:-27.338 dB
470.000 MHz

8 Feb 2011 13:35:41

CH1 S21 LOG 1 dB/REF 0 dB 5:-2.4355 dB 464.500 000 MHz
CH2 S11 LOG 5 dB/REF -18 dB 5:-26.023 dB



CH1 Markers

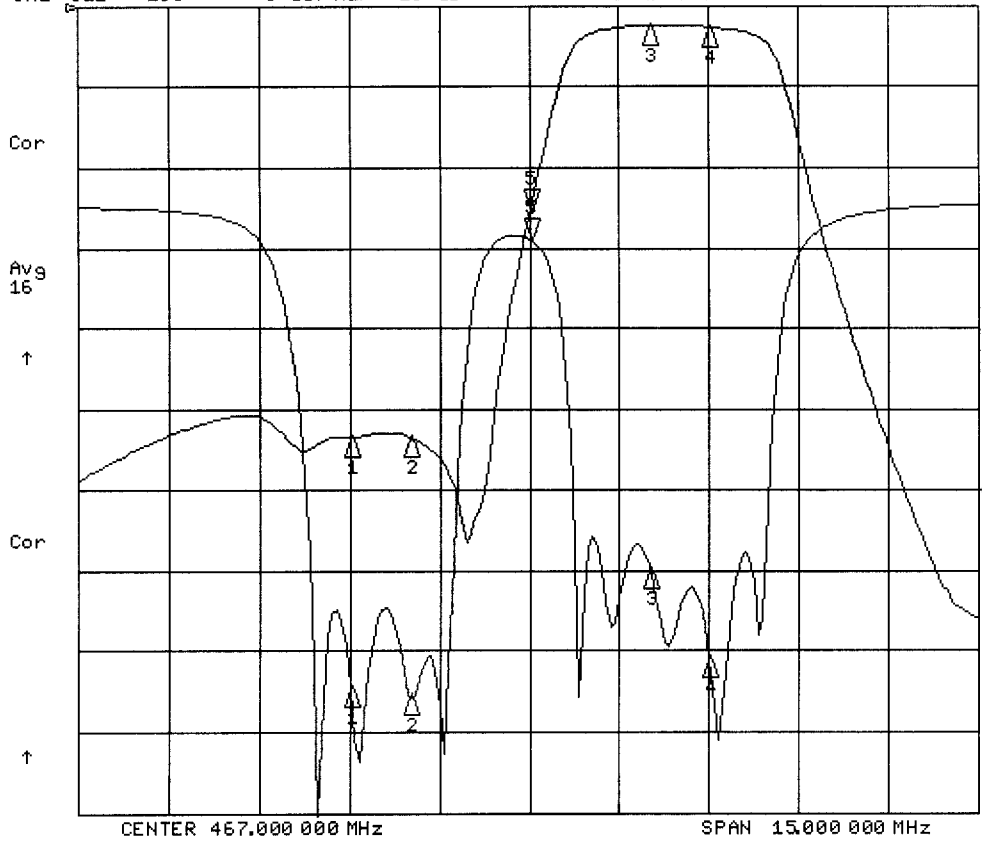
- 1:-2.3038 dB
464.000 MHz
- 2:-2.7922 dB
465.000 MHz
- 3:-95.865 dB
469.000 MHz
- 4:-96.069 dB
470.000 MHz

CH2 Markers

- 1:-29.847 dB
464.000 MHz
- 2:-32.253 dB
465.000 MHz
- 3:-22.470 dB
469.000 MHz
- 4:-27.375 dB
470.000 MHz

8 Feb 2011 13:34:42

CH1 S21 LOG 10 dB/REF 0 dB 5:-25.316 dB 467.000 000 MHz
CH2 S11 LOG 5 dB/REF -18 dB 5:-2.4672 dB



CH1 Markers

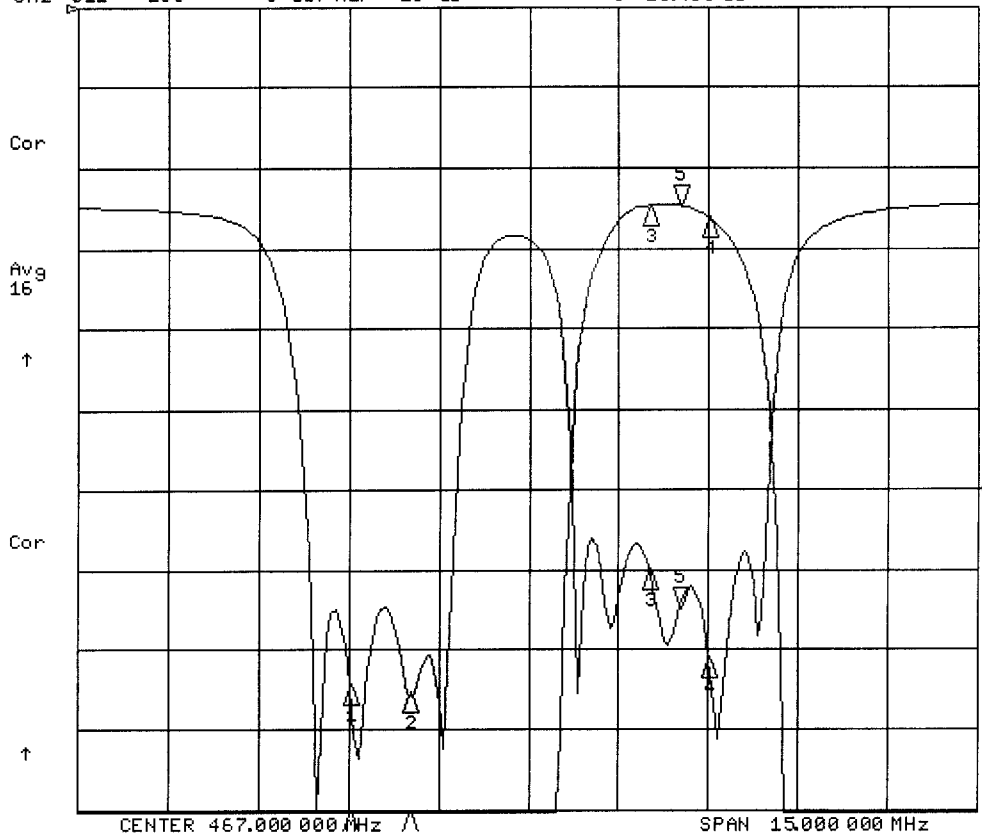
- 1:-53.331 dB
464.000 MHz
- 2:-53.450 dB
465.000 MHz
- 3:-2.4692 dB
469.000 MHz
- 4:-2.6254 dB
470.000 MHz

CH2 Markers

- 1:-30.291 dB
464.000 MHz
- 2:-30.771 dB
465.000 MHz
- 3:-22.956 dB
469.000 MHz
- 4:-28.469 dB
470.000 MHz

8 Feb 2011 13:34:57

CH1 S21 LOG 1 dB/REF 0 dB 5:-2.4671 dB 469.500 000 MHz
CH2 S11 LOG 5 dB/REF -18 dB 5:-25.460 dB



CH1 Markers

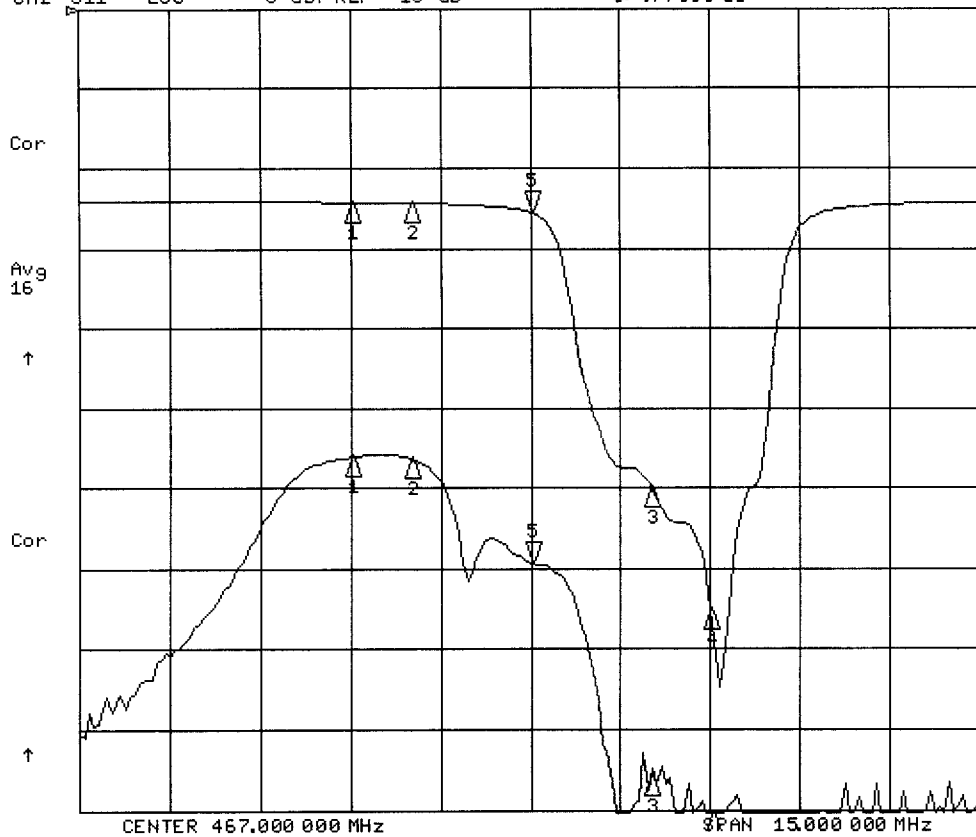
- 1:-53.367 dB
464.000 MHz
- 2:-53.455 dB
465.000 MHz
- 3:-2.4694 dB
469.000 MHz
- 4:-2.6257 dB
470.000 MHz

CH2 Markers

- 1:-30.300 dB
464.000 MHz
- 2:-30.746 dB
465.000 MHz
- 3:-23.004 dB
469.000 MHz
- 4:-28.504 dB
470.000 MHz

8 Feb 2011 13:36:16

CH1 S21 LOG 10 dB/REF 0 dB 5:-69.276 dB 467.000 000 MHz
CH2 S11 LOG 5 dB/REF -18 dB 5:-77.990 dB



CH1 Markers

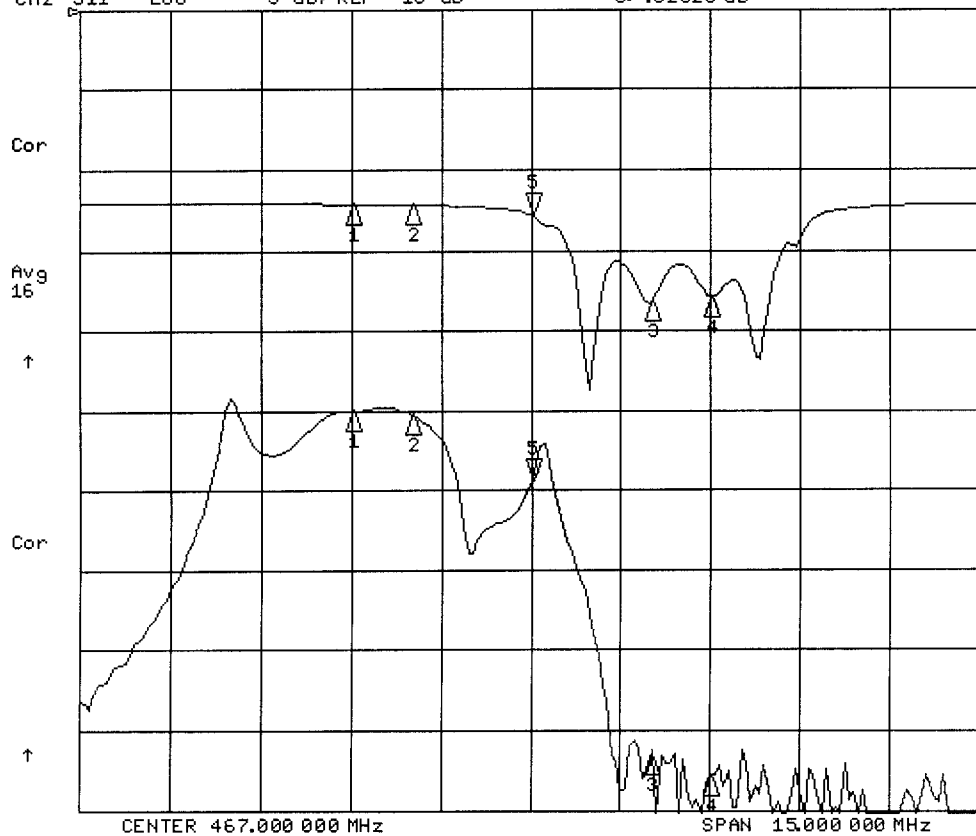
- 1:-56.154 dB
464.000 MHz
- 2:-56.303 dB
465.000 MHz
- 3:-95.746 dB
469.000 MHz
- 4:-106.24 dB
470.000 MHz

CH2 Markers

- 1:-11.810 dB
464.000 MHz
- 2:-16.860 dB
465.000 MHz
- 3:-17.977 dB
469.000 MHz
- 4:-25.587 dB
470.000 MHz

8 Feb 2011 13:36:22

CH1 S21 LOG 10 dB/REF 0 dB 5:-58.631 dB 467.000 000 MHz
CH2 S11 LOG 5 dB/REF -18 dB 5:-82.520 dB



CH1 Markers

- 1:-50.018 dB
464.000 MHz
- 2:-50.543 dB
465.000 MHz
- 3:-93.230 dB
469.000 MHz
- 4:-95.857 dB
470.000 MHz

CH2 Markers

- 1:-11.810 dB
464.000 MHz
- 2:-16.990 dB
465.000 MHz
- 3:-6.1263 dB
469.000 MHz
- 4:-5.9754 dB
470.000 MHz