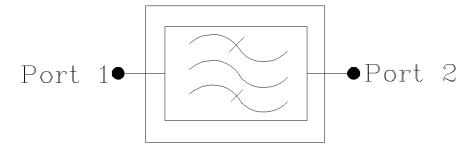
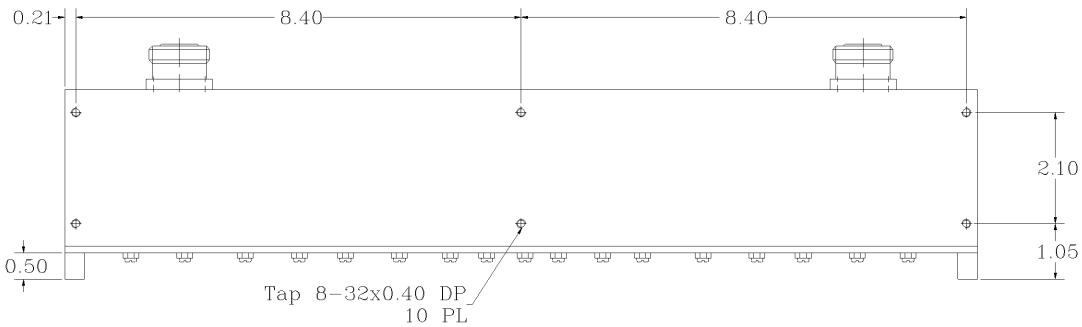
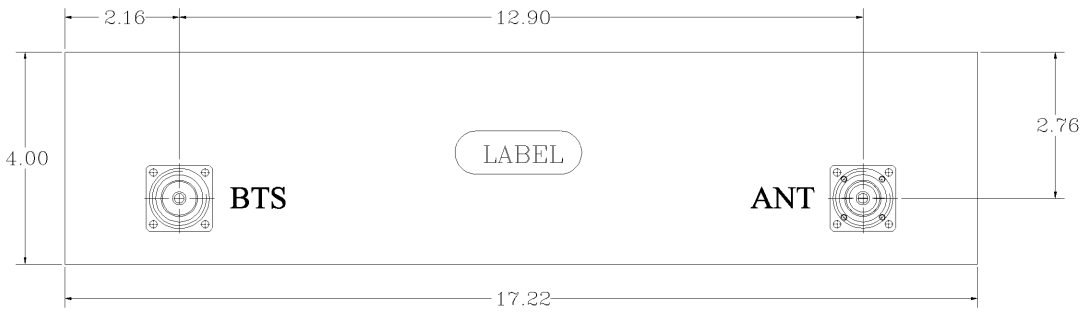
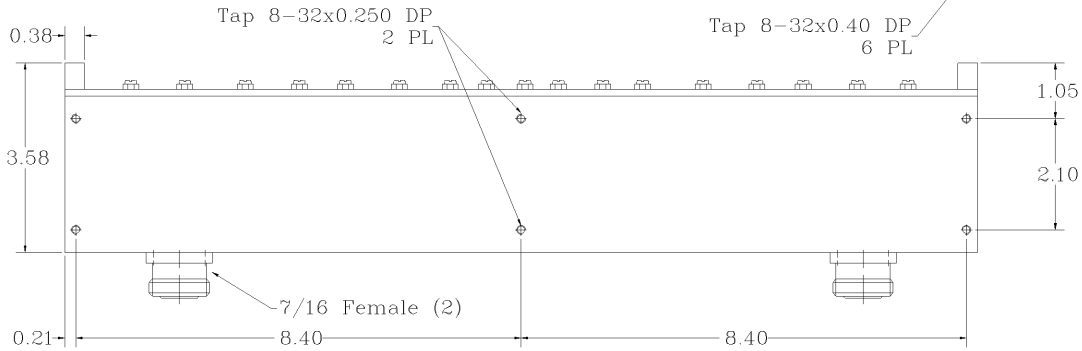
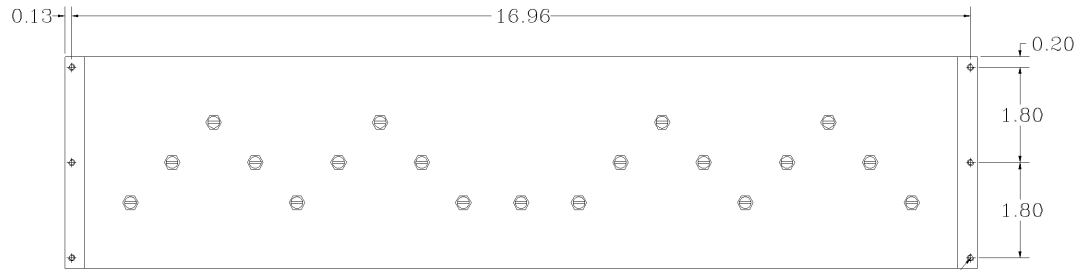


REVISIONS

REV	DESCRIPTION	DATE	APPROVED
A	Operating temperature range changed.	09/11	G. David



Electrical Specifications
(Specs are met over entire temperature range)

- *Pass Band Frequency Range [MHz] : 834 to 890.1
- *Pass Band Insertion Loss [dB] : <0.6, 0.5 (Typ.)
- *Attenuation @ 890.1 MHz [dB] : <1.2, 1.0 (Typ.)
- *Pass Band Ripple [dB] : <0.4 P-T-P
- *Attenuation @ DC to 820 MHz [dB] : 40 (Min.), 45 (Typ.)
- @ 896 to 902 MHz [dB] : 65 (Min.), 70 (Typ.)
- @ 902 to 915 MHz [dB] : 45 (Min.), 70 (Typ.)
- *Pass Band Return Loss BTS Port [dB] : -16 (Max.), <1.38:1
- *Input/Output Impedance : 50 ohm
- *RF Power Capability CW : 100 Watts
- PEAK : 500 Watts
- *Input/Output @ DC Ground Potential

OPERATING TEMPERATURE RANGE: -0°C TO +50°C

DIMENSIONS ARE IN INCHES TOLERANCES ARE ANGLES DECIMALS ± 1" X ± .05 XX ± .01 XXX ± .003		CONTRACT NO:		G-Way Microwave	
TREATMENT		APPROVALS	DATE		
FINISH 63/		DRAWN Segal	08/11	CB862/54MK-D9	
MATERIAL AL6061-T6		CHECKED	ENG.	SIZE A	CAGE CODE 3K1H4
		DESIGN ACTIVITY		DWG NO: CB862/54MK-D9-1	REV. A
				SCALE None	SHEET 1 OF 1

PROPRIETARY DOCUMENT:
THE CONTENTS OF THIS DOCUMENT WITH ALL INFORMATION AND PROCESSES ARE THE SOLE PROPERTY OF G-Way Microwave. THIS DOCUMENT MAY NOT BE DUPLICATED OR DISCLOSED TO ANY PARTY EXCEPT BY EXPRESSLY WRITTEN PERMISSION. THE ONLY AUTHORIZED USE OF THIS DOCUMENT BY A VENDOR IS FOR QUOTE PURPOSES AND SAID VENDOR AGREES NOT TO DISCLOSE ITS CONTENTS TO ANY THIRD PARTY. THIS DOCUMENT IS COPYRIGHTED 1998.

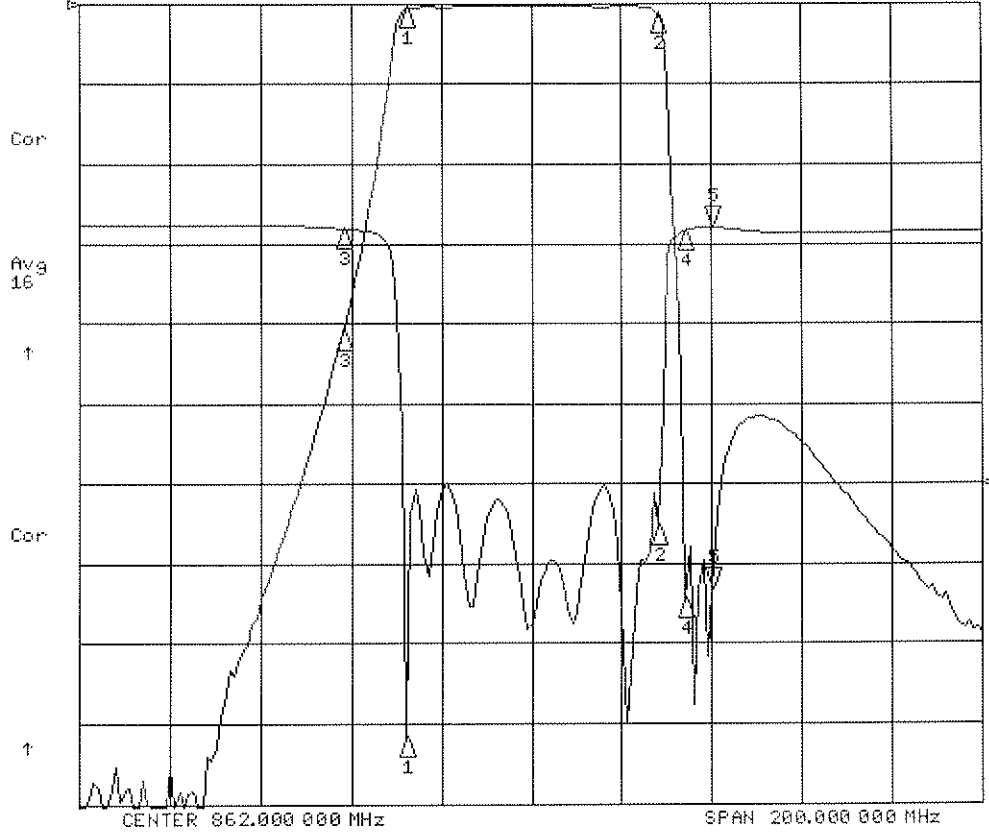
NOTES:

1. BREAK ALL CORNERS & EDGES.005/.010.
2. FINAL FINISH:
EPOXY GRAY - OPTIONAL

CB862/54MK-D7

+25°C

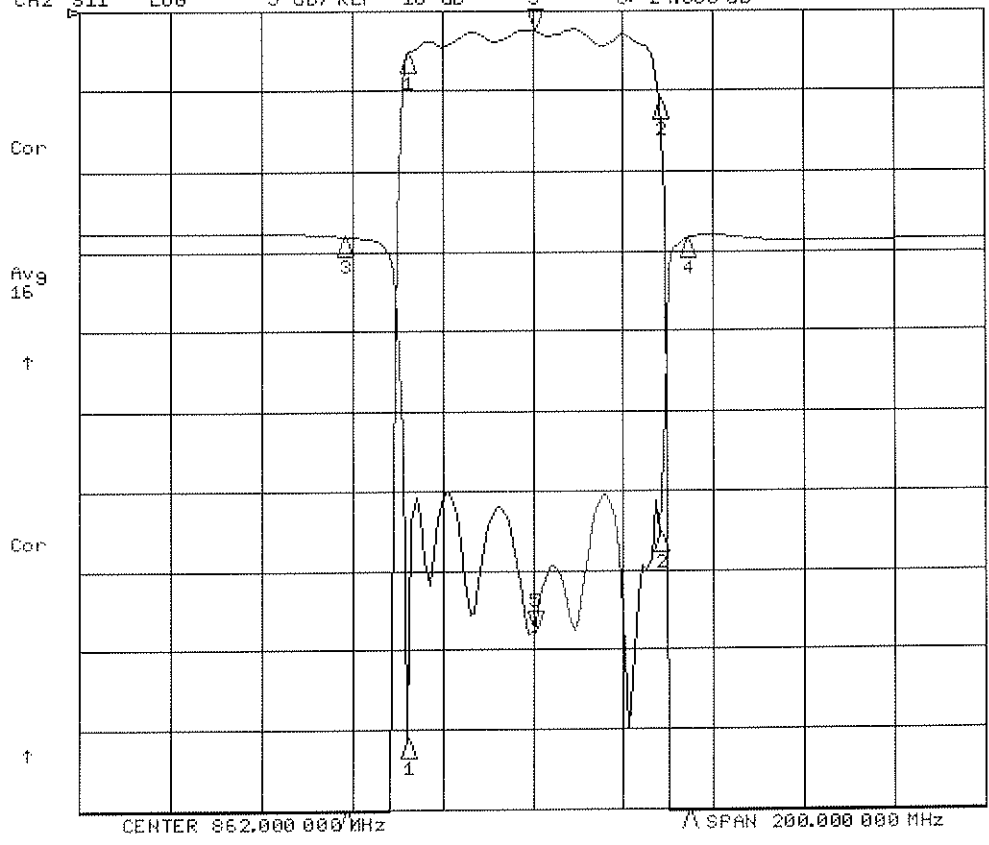
27 Jul 2011 11:52:04
 CH1 S21 LOG 10 dB/REF 0 dB 5:-73.080 dB 902.000 000 MHz
 CH2 S11 LOG 5 dB/REF -16 dB 5: -01.960 dB



CH1 Markers
 1:-53.980 dB
 834.000 MHz
 2:-1.0919 dB
 896.000 MHz
 3:-40.876 dB
 820.000 MHz
 4:-74.364 dB
 896.000 MHz

CH2 Markers
 1:-31.889 dB
 834.000 MHz
 2:-18.580 dB
 896.000 MHz
 3:-03440 dB
 820.000 MHz
 4:-.24300 dB
 896.000 MHz

27 Jul 2011 11:52:18
 CH1 S21 LOG 1 dB/REF 0 dB 5:-.24660 dB 862.000 000 MHz
 CH2 S11 LOG 5 dB/REF -16 dB 5: -24.830 dB



CH1 Markers
 1:-.54090 dB
 834.000 MHz
 2:-1.1022 dB
 896.000 MHz
 3:-40.870 dB
 820.000 MHz
 4:-73.878 dB
 896.000 MHz

CH2 Markers
 1:-31.575 dB
 834.000 MHz
 2:-18.640 dB
 896.000 MHz
 3:-03850 dB
 820.000 MHz
 4:-.23620 dB
 896.000 MHz