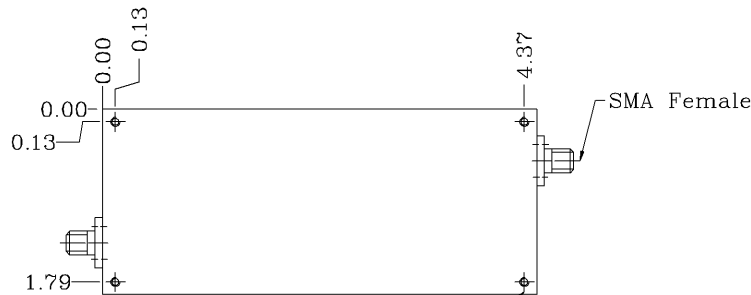
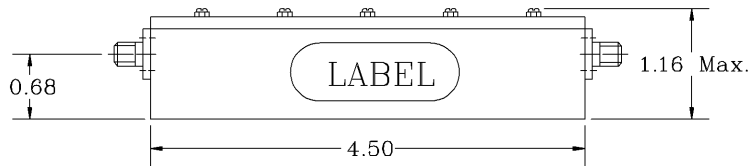
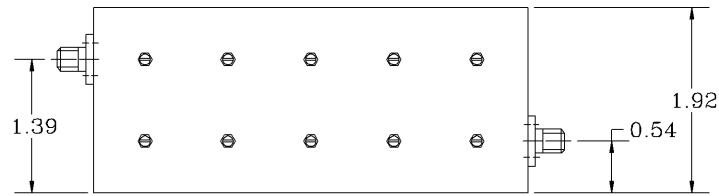
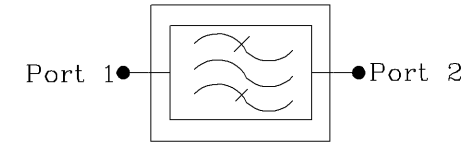


REVISIONS			
REV		DATE	APPROVED



Tap 4-32x0.350 DP.
4 PL



ELECTRICAL SPECIFICATIONS

Passband Range	: 3500-3555 MHz
PASSBAND INSERTION LOSS	: < 0.9 dB
I.L. FLATNES OVER PASSBAND	: 0.4 dB NOMINAL
50 OHM VSWR < 1.32:1 over THE PASSBAND	
Rejection @ 3455 to 3485 MHz	: > 20 dBc
Rejection below 3415 MHz	: > 30 dBc
Rejection below 3315 MHz	: > 60 dBc
Rejection @ 3570 MHz	: > 10 dBc
Rejection @ 3600 MHz	: > 20 dBc
Rejection @ 3740 to 4000 MHz	: > 55 dBc
Rejection @ 7000 to 7110 MHz	: > 42 dBc
Rejection @ 10500 to 10665 MHz	: > 38 dBc
Input/Output Impedance	: 50 ohm
Input/Output at DC Ground Potential and are lightning protected	
RF Power Capability CW	: > 20 Watt
PEAK	: > 100 Watt

OPERATING TEMPERATURE RANGE: -40°C TO +85°C

This Products Complies with RoHS Standards

NOTES:

- 1.BREAK ALL CORNERS & EDGES.005/.010.
- 2.INSIDE RADIUS .010MAX.
- 3.PLATING: NaZnCn+NaOh
Cu PER MIL-C-14550 .0003 to .0005 THICK
Ag PER QQ-S-365 .0003 to .0005 THICK

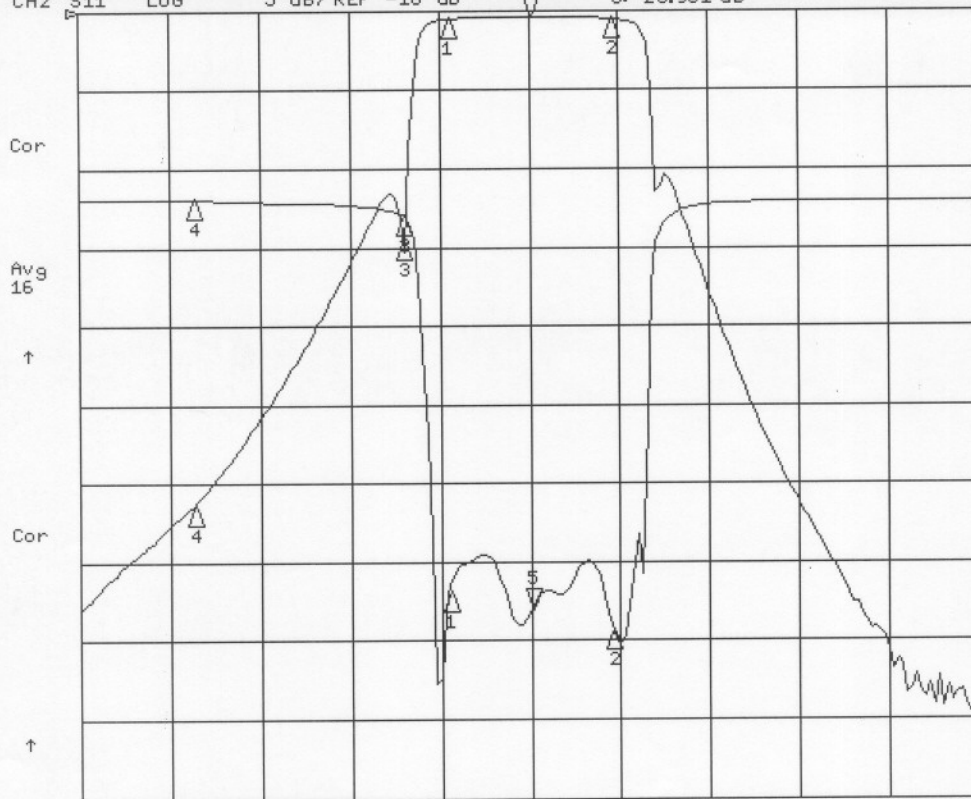
PROPRIETARY DOCUMENT:
THE CONTENTS OF THIS DOCUMENT WITH ALL INFORMATION AND PROCESSES ARE THE SOLE PROPERTY OF G-Way Microwave. THIS DOCUMENT MAY NOT BE DUPLICATED OR DISCLOSED TO ANY PARTY EXCEPT BY EXPRESSLY WRITTEN PERMISSION. THE ONLY AUTHORIZED USE OF THIS DOCUMENT BY A VENDOR IS FOR QUOTE PURPOSES AND SAID VENDOR AGREES NOT TO DISCLOSE ITS CONTENTS TO ANY THIRD PARTY. THIS DOCUMENT IS COPYRIGHTED 1996.

DIMENSIONS ARE IN INCHES TOLERANCES ARE ANGLES DECIMALS		CONTRACT NO:		G-Way Microwave	
± 1"	X ± .05 XX ± .01 XXX ± .003	APPROVALS	DATE		
TREATMENT	CHECKED	DRAWN Sivak 04/06		Band Pass Filter CB3527.5/55SK-C1	
FINISH 63/	ENG.	DESIGN ACTIVITY		SIZE	CAGE CODE
MATERIAL AL6061-T6				A	3K1H4
				SCALE None	DWG NO: ACB3525.5/55SK-C1-1
					REV. 0
					SHEET 1 OF 1

CB 3527.5/555K-C1

27 Apr 2006 09:44:16

CH1 S21 LOG 10 dB/REF 0 dB 5: -72130 dB 3 527.500 000 MHz
 CH2 S11 LOG 5 dB/REF -18 dB 5: -25.981 dB



CH1 Markers

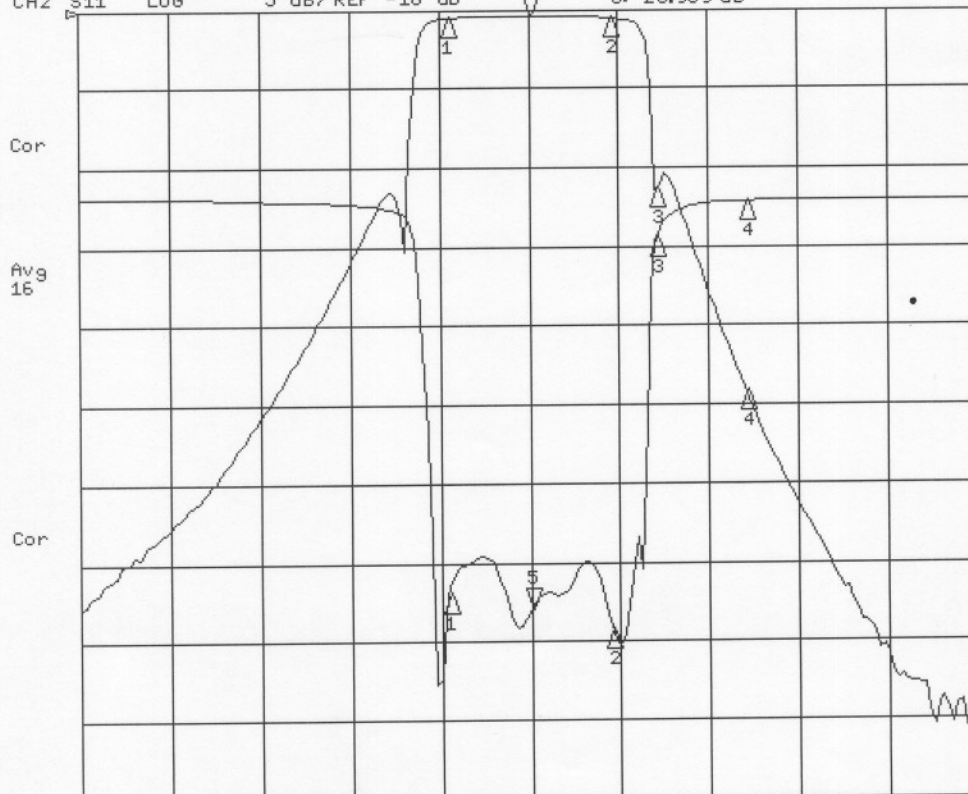
- 1: -98.400 dB
3.50000 GHz
- 2: -1.0008 dB
3.55500 GHz
- 3: -29.150 dB
3.48500 GHz
- 4: -62.758 dB
3.41500 GHz

CH2 Markers

- 1: -25.007 dB
3.50000 GHz
- 2: -27.290 dB
3.55500 GHz
- 3: -94.720 dB
3.48500 GHz
- 4: 0.4850 dB
3.41500 GHz

27 Apr 2006 09:44:49

CH1 S21 LOG 10 dB/REF 0 dB 5: -72150 dB 3 527.500 000 MHz
 CH2 S11 LOG 5 dB/REF -18 dB 5: -25.959 dB



CH1 Markers

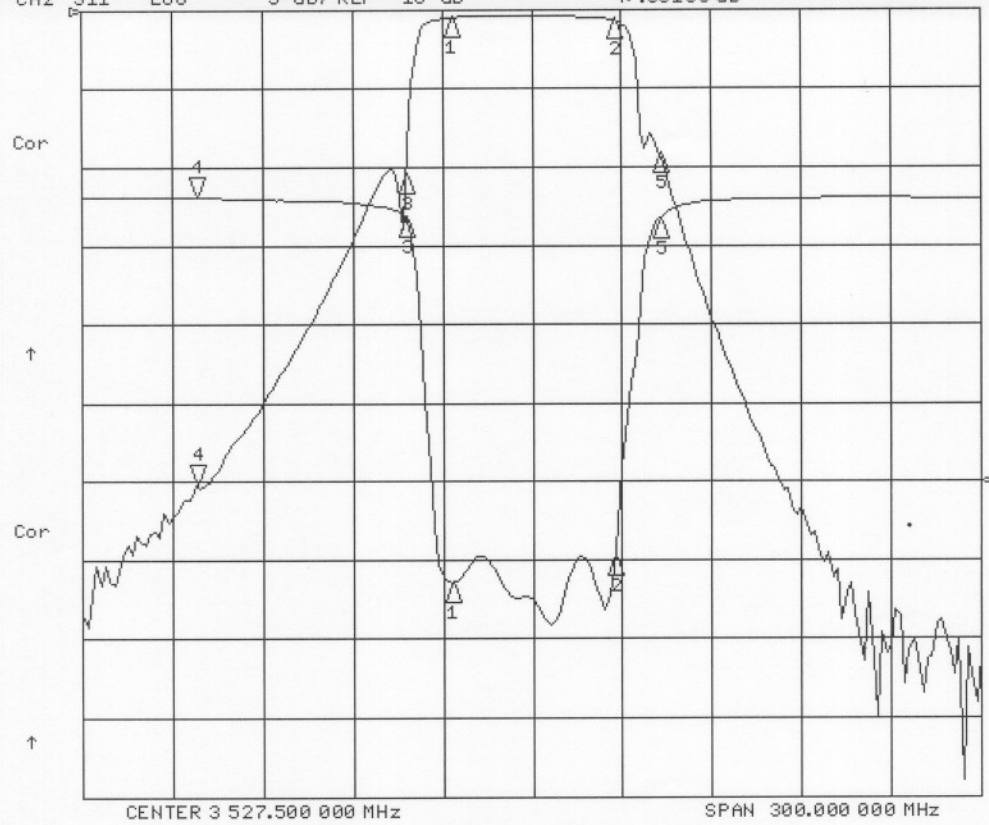
- 1: -98.130 dB
3.50000 GHz
- 2: -1.0018 dB
3.55500 GHz
- 3: -22.722 dB
3.57000 GHz
- 4: -48.476 dB
3.60000 GHz

CH2 Markers

- 1: -24.995 dB
3.50000 GHz
- 2: -27.272 dB
3.55500 GHz
- 3: -2.4396 dB
3.57000 GHz
- 4: -1.2330 dB
3.60000 GHz

+85°C

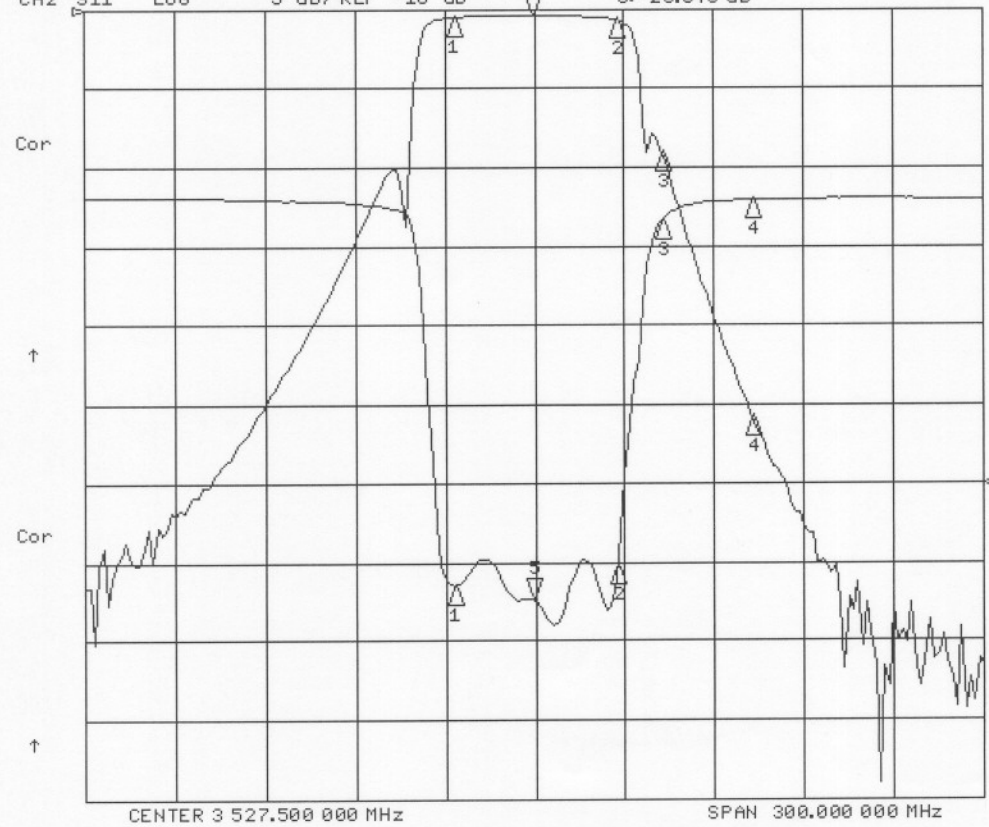
27 Apr 2006 11:27:41
CH1 S21 LOG 10 dB/REF 0 dB 4:-60.555 dB 3 415.000 000 MHz
CH2 S11 LOG 5 dB/REF -18 dB 4: .06150 dB



CH1 Markers
1:-.96140 dB
3.50000 GHz
2:-1.3359 dB
3.55500 GHz
3:-20.897 dB
3.48500 GHz
5:-18.344 dB
3.57000 GHz

CH2 Markers
1:-24.431 dB
3.50000 GHz
2:-22.741 dB
3.55500 GHz
3:-1.2164 dB
3.48500 GHz
5:-1.3191 dB
3.57000 GHz

27 Apr 2006 11:28:09
CH1 S21 LOG 10 dB/REF 0 dB 5:-.76230 dB 3 526.440 000 MHz
CH2 S11 LOG 5 dB/REF -18 dB 5:-25.348 dB



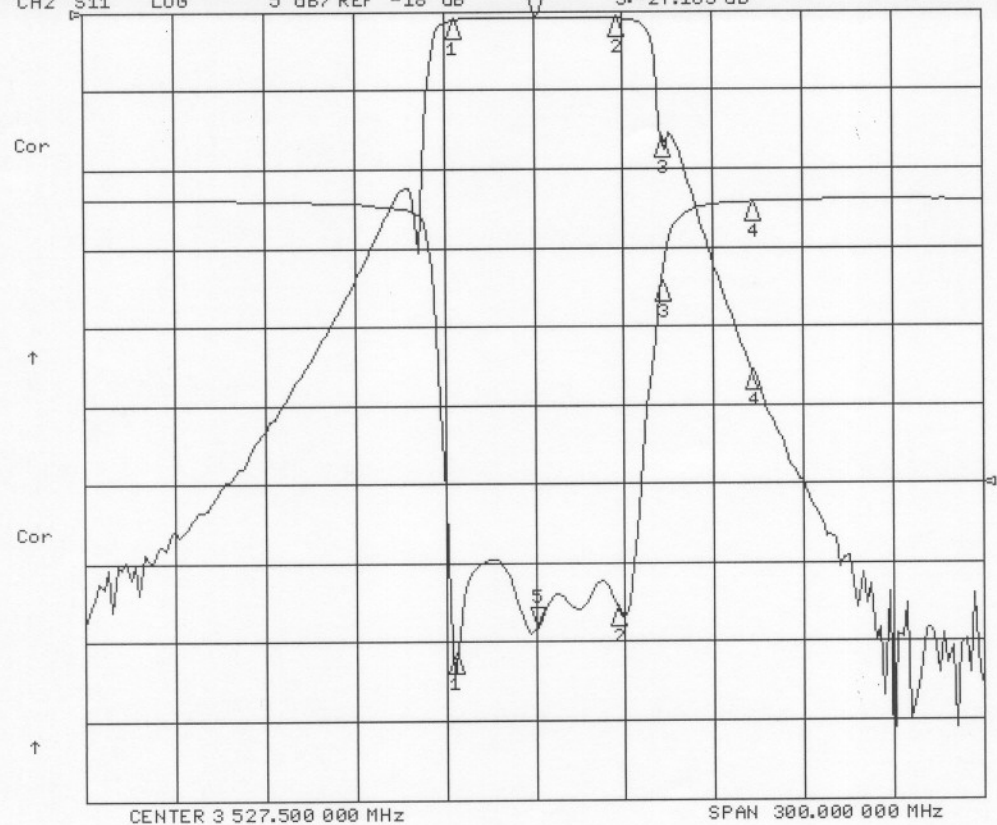
CH1 Markers
1:-.96150 dB
3.50000 GHz
2:-1.3086 dB
3.55500 GHz
3:-18.093 dB
3.57000 GHz
4:-51.402 dB
3.60000 GHz

CH2 Markers
1:-24.422 dB
3.50000 GHz
2:-23.063 dB
3.55500 GHz
3:-1.3517 dB
3.57000 GHz
4:-.06960 dB
3.60000 GHz

-40°C

27 Apr 2006 11:00:34

CH1 S21 LOG 10 dB/REF 0 dB 5: -.64550 dB 3 527.500 000 MHz
CH2 S11 LOG 5 dB/REF -18 dB 5



CH1 Markers

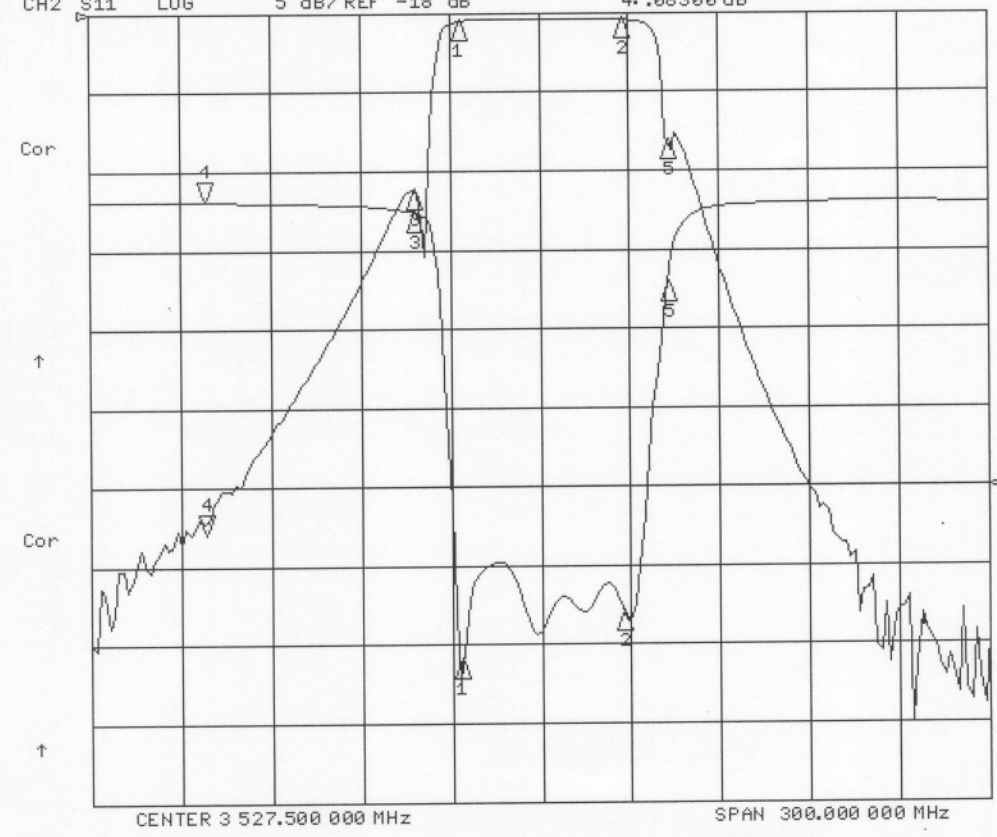
- 1: -1.0374 dB
3.50000 GHz
- 2: -.84550 dB
3.55500 GHz
- 3: -16.073 dB
3.57000 GHz
- 4: -45.632 dB
3.60000 GHz

CH2 Markers

- 1: -28.829 dB
3.50000 GHz
- 2: -25.798 dB
3.55500 GHz
- 3: -5.1719 dB
3.57000 GHz
- 4: -1.0730 dB
3.60000 GHz

27 Apr 2006 11:00:46

CH1 S21 LOG 10 dB/REF 0 dB 4: -66.009 dB 3 415.000 000 MHz
CH2 S11 LOG 5 dB/REF -18 dB 4: .08300 dB



CH1 Markers

- 1: -1.0424 dB
3.50000 GHz
- 2: -.84000 dB
3.55500 GHz
- 3: -22.437 dB
3.48500 GHz
- 5: -16.222 dB
3.57000 GHz

CH2 Markers

- 1: -28.927 dB
3.50000 GHz
- 2: -25.849 dB
3.55500 GHz
- 3: -6.3900 dB
3.48500 GHz
- 5: -5.0843 dB
3.57000 GHz